

Niagara Mohawk

A **National Grid** Company



Profile of Higher Education in Upstate New York

January 2005



Table of Contents

<u>Section</u>	<u>Pages</u>
Tab 1: Methodology	2
Tab 2: Enrollment	5
Tab 3: Average Graduation	20
Tab 4: Total Graduation By Year	37
Tab 4: Appendix	46

Tab 1: Methodology

Methodology

- ➔ A comprehensive search and analysis was conducted using online resources related to higher education statistics, including New York State sites, Central New York regional sites, National/Federal education sites, non-profits with an interest in education, and university research related to higher education. Of the sites we investigated, we found that the majority of the information was collected from the Federal Department of Education.
- ➔ The data gathered from these sites includes: enrollment statistics by institution and level of student (undergraduate vs. graduate) for the academic years beginning in 1990, 1991, 1992, 1993, 1994, 1995, 1996, 1997, 1998, 2000, 2001, and 2002; and graduation statistics by institution and degree earned (discipline and level of degree) for the academic years ending in 1993, 1994, 1995, 1996, 1997, 1998, 2000, 2001, 2002, and 2003. Data for 1999 was not available.
- ➔ **Caution must be used when interpreting information from the most recent two years.** This data may not be final as institutions are allowed to correct errors in recent data submissions. In addition, if institutions failed to submit information for the prior year, they are allowed to enter this data into the post secondary data system for compilation at a later date. All previous years have been checked by IPEDS for completeness & accuracy. This was particularly apparent in the data for the Southern Tier & Mid Hudson regions. We have used an estimate for 2002 enrollment statistics for these regions.

Methodology (cont.)

➤ Data has been gathered within a specific collection area. This collection area is divided into:

➔ Region:

- Capital (Albany, Columbia, Greene, Rensselaer, Saratoga, Schenectady, Warren, and Washington counties)
- Central New York (Cayuga, Cortland, Madison, Onondaga, and Oswego counties)
- Finger Lakes (Genesee, Livingston, Monroe, Ontario, Orleans, Seneca, Wayne, Wyoming, and Yates counties)
- Mid-Hudson (Dutchess, Orange, Rockland, Sullivan, Ulster, and Westchester counties)
- Mohawk Valley (Fulton, Hamilton, Herkimer, Montgomery, Oneida, and Schoharie counties)
- North Country (Clinton, Essex, Franklin, Jefferson, Lewis, and St. Lawrence counties)
- Southern Tier (Broome, Chemung, Chenango, Delaware, Otsego, Schuyler, Steuben, Tioga, and Tompkins counties)
- Western New York (Allegany, Cattaraugus, Chautauqua, Erie, and Niagara counties)

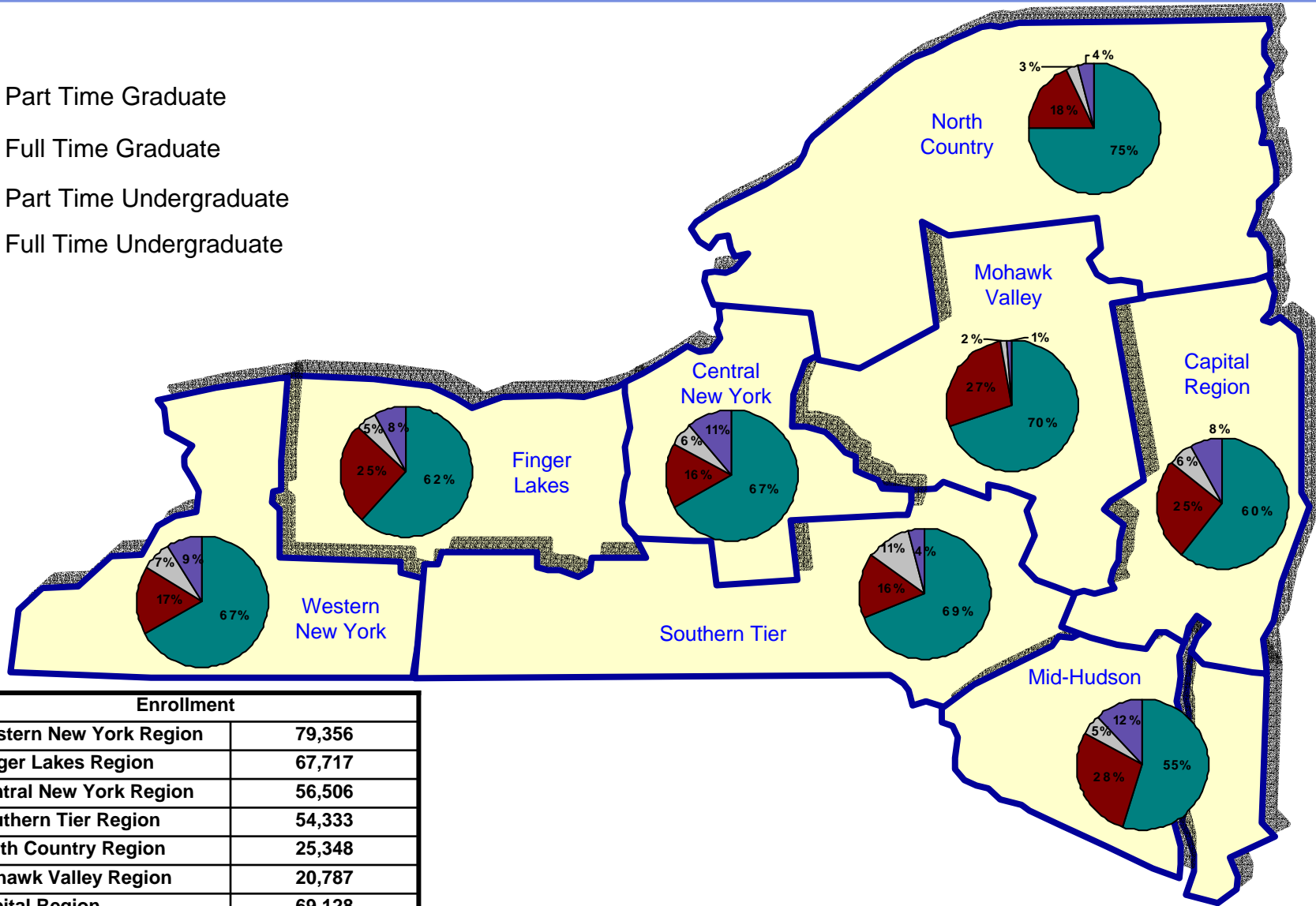
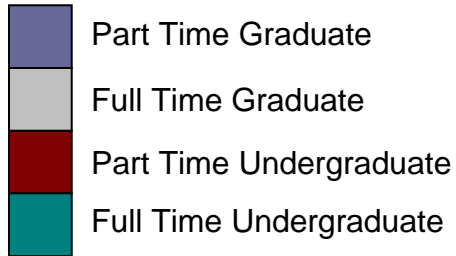
➔ MSA:

- Albany-Schenectady-Troy (Albany, Rensselaer, Saratoga, Schenectady, and Schoharie counties)
- Buffalo-Niagara Falls (Erie and Niagara counties)
- Syracuse (Madison, Onondaga, and Oswego counties)
- Utica-Rome (Herkimer and Oneida counties)

➤ 113 institutions were identified within this collection area (see appendix for listing).

Tab 2: Enrollment

1992-2002 Average Enrollment in Upstate New York

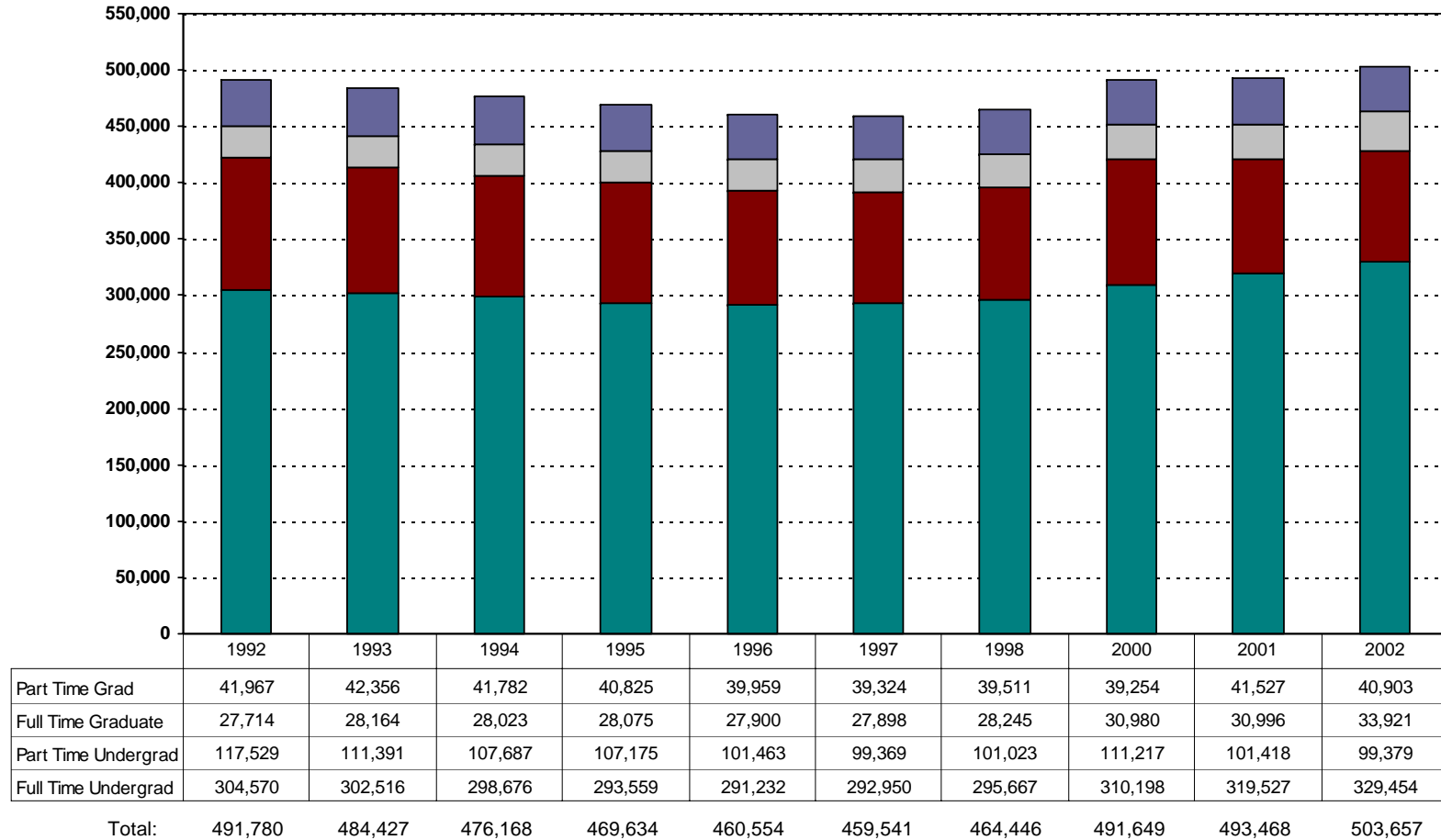


Enrollment	
Western New York Region	79,356
Finger Lakes Region	67,717
Central New York Region	56,506
Southern Tier Region	54,333
North Country Region	25,348
Mohawk Valley Region	20,787
Capital Region	69,128
Mid-Hudson Region	106,358

- 113 Institutions Represented.

Source: Integrated Postsecondary Education Data System.

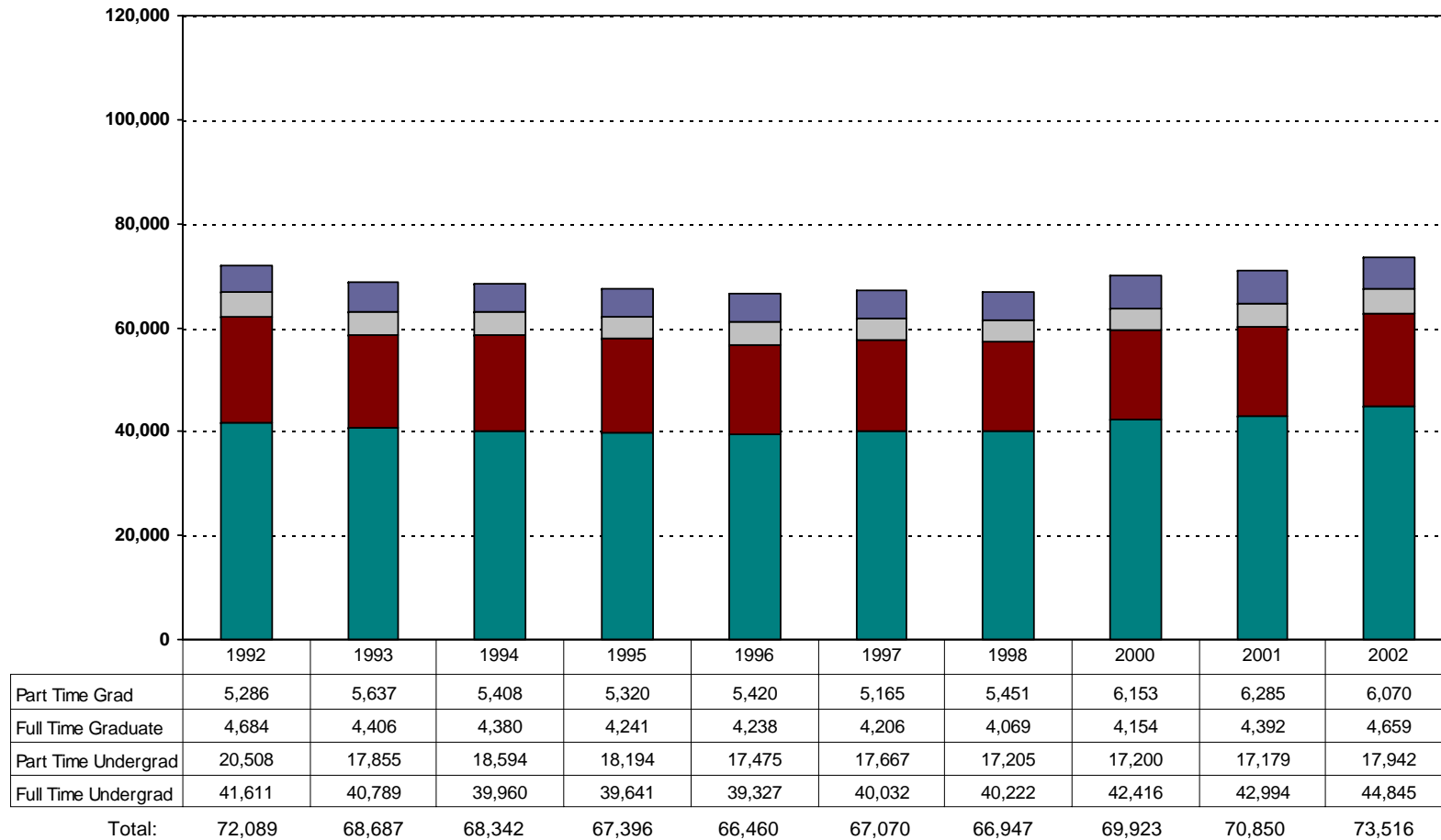
Total Enrollment - All Regions/MSAs



-113 Institutions Represented.

Source: Integrated Postsecondary Education Data System.

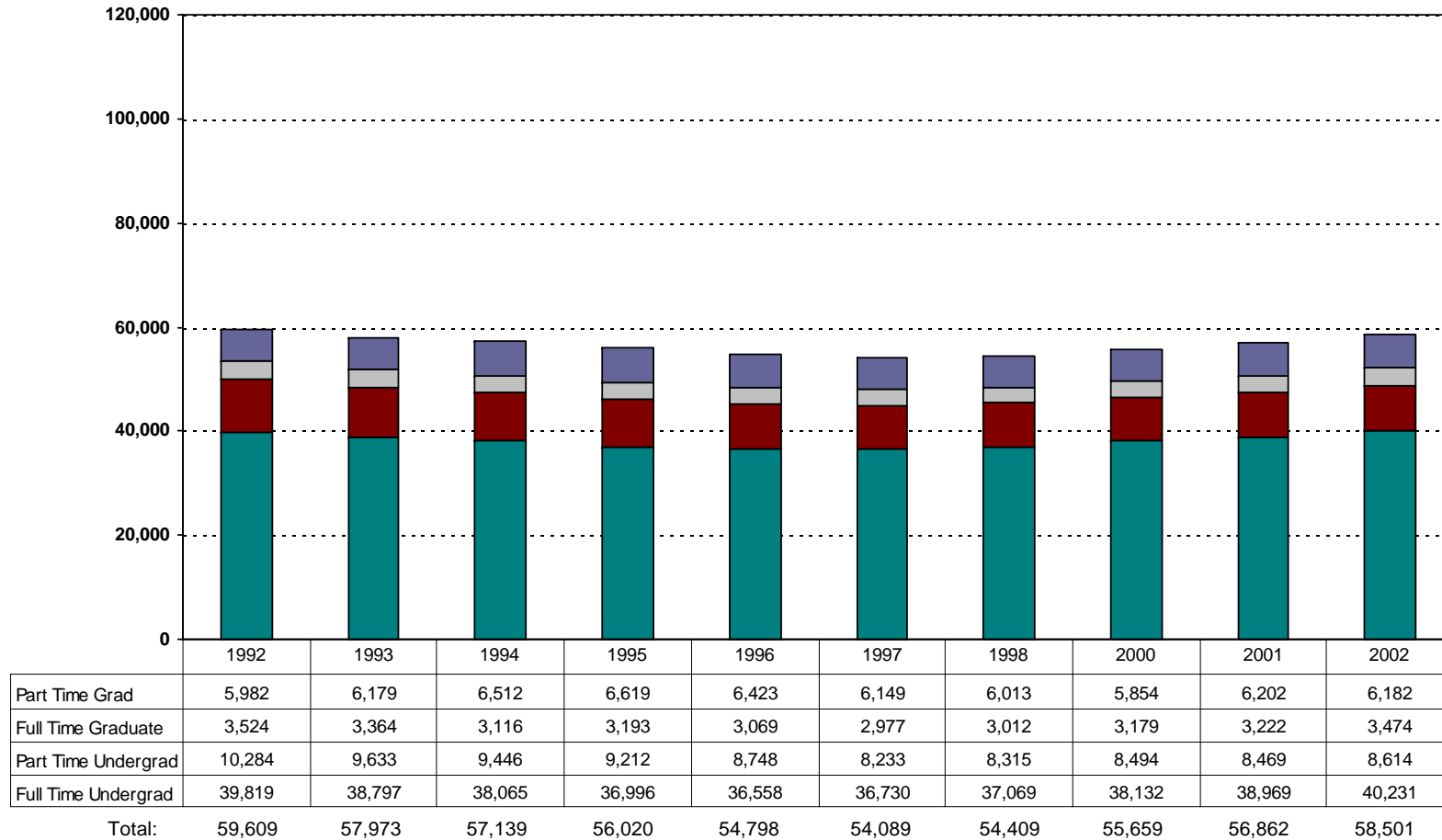
Total Enrollment - Capital Region



- 14 Institutions Represented.

Source: Integrated Postsecondary Education Data System.

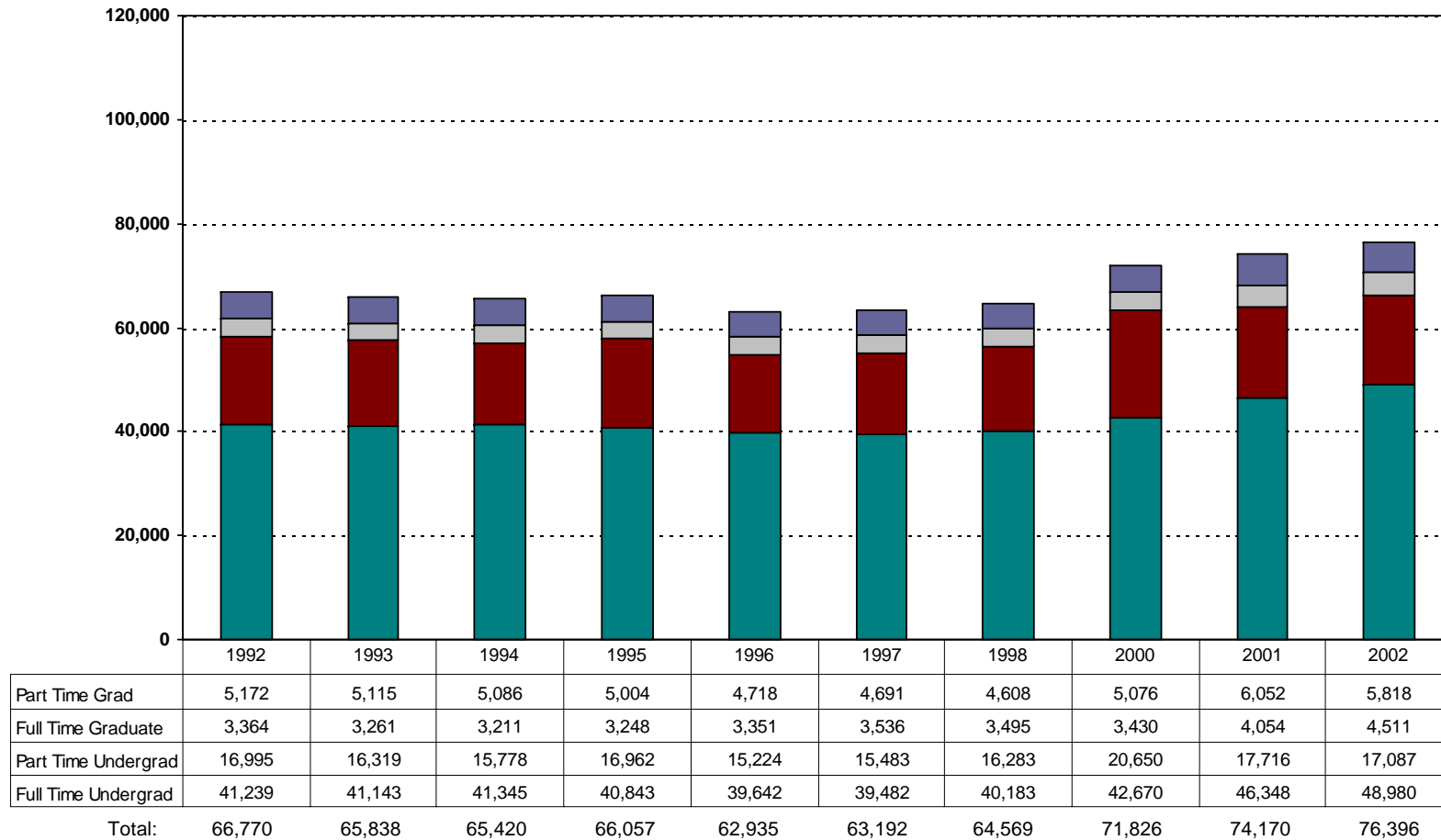
Total Enrollment - Central New York Region



- 12 Institutions Represented.

Source: Integrated Postsecondary Education Data System.

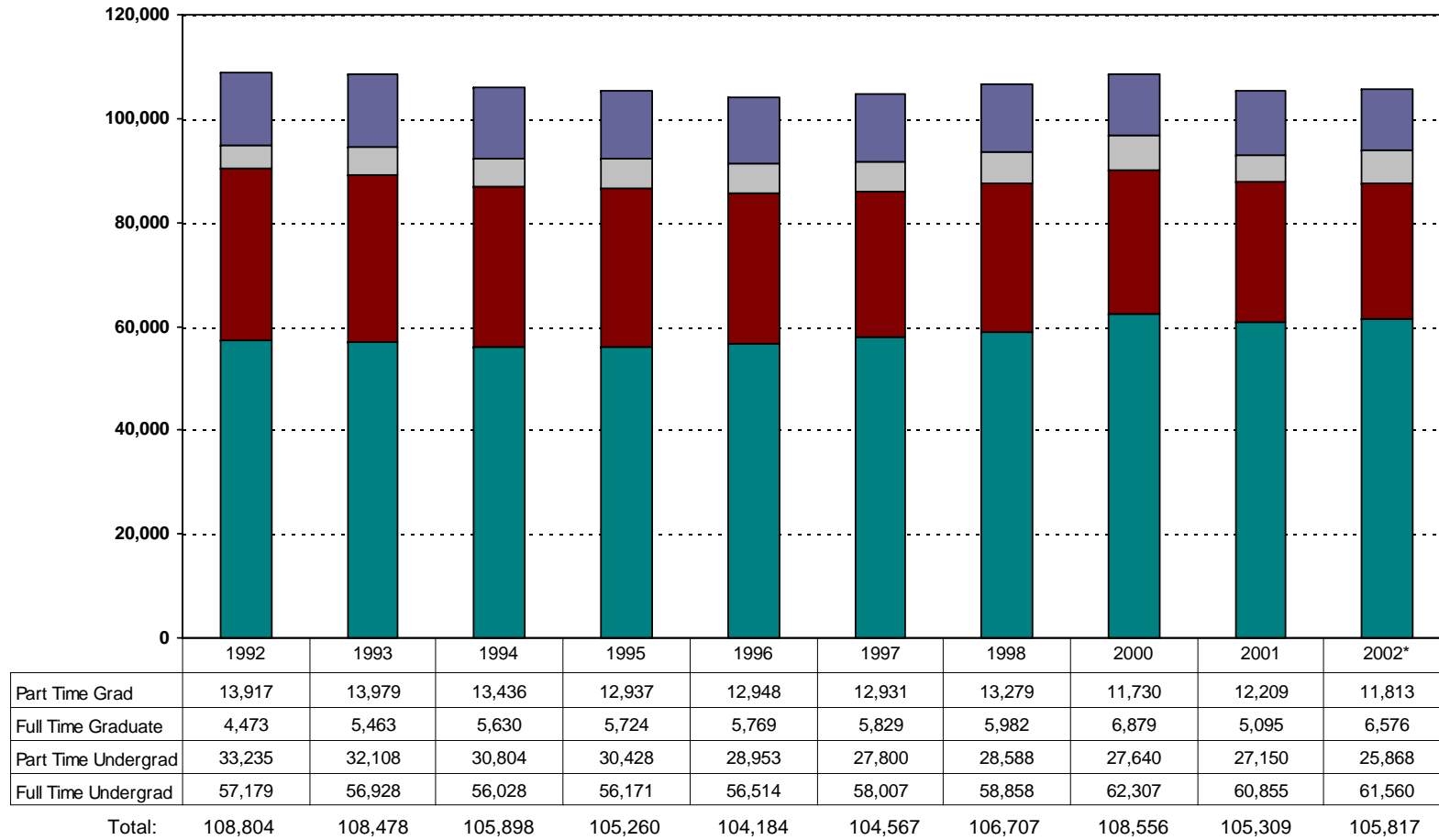
Total Enrollment - Finger Lakes Region



- 14 Institutions Represented.

Source: Integrated Postsecondary Education Data System.

Total Enrollment - Mid Hudson Region

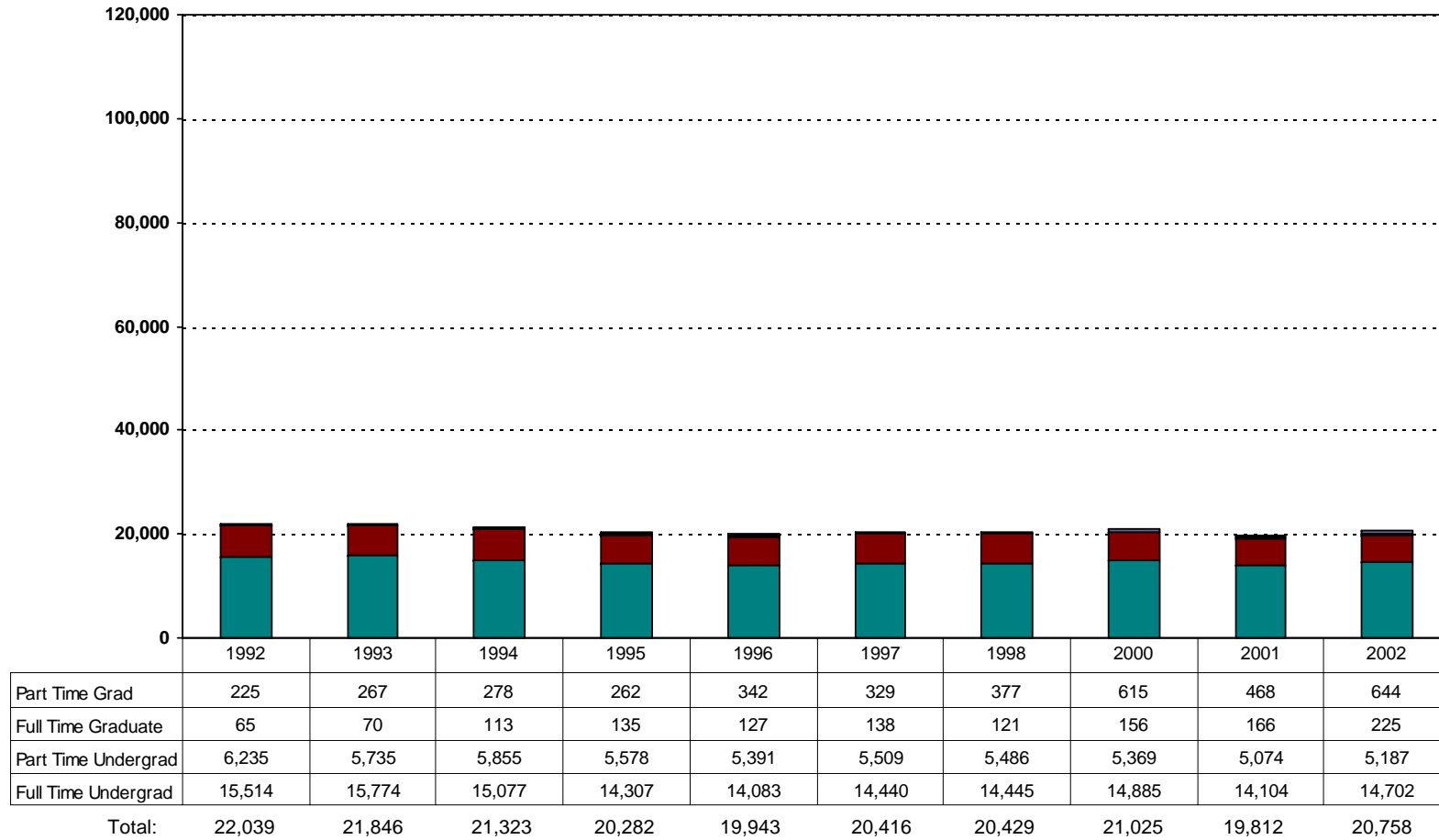


- 26 Institutions Represented.

Source: Integrated Postsecondary Education Data System.

* 2002 Estimated

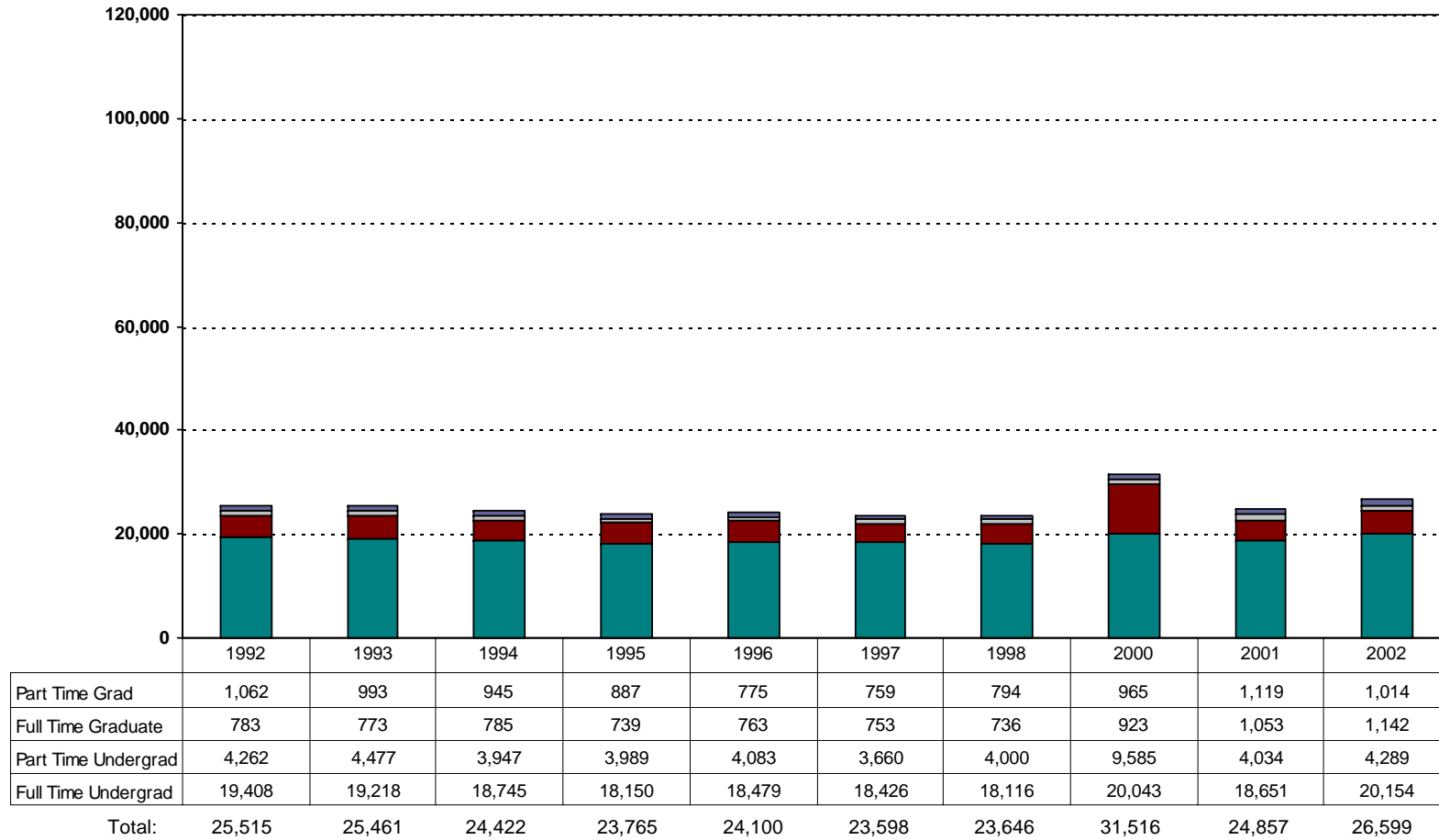
Total Enrollment - Mohawk Valley Region



- 9 Institutions Represented.

Source: Integrated Postsecondary Education Data System.

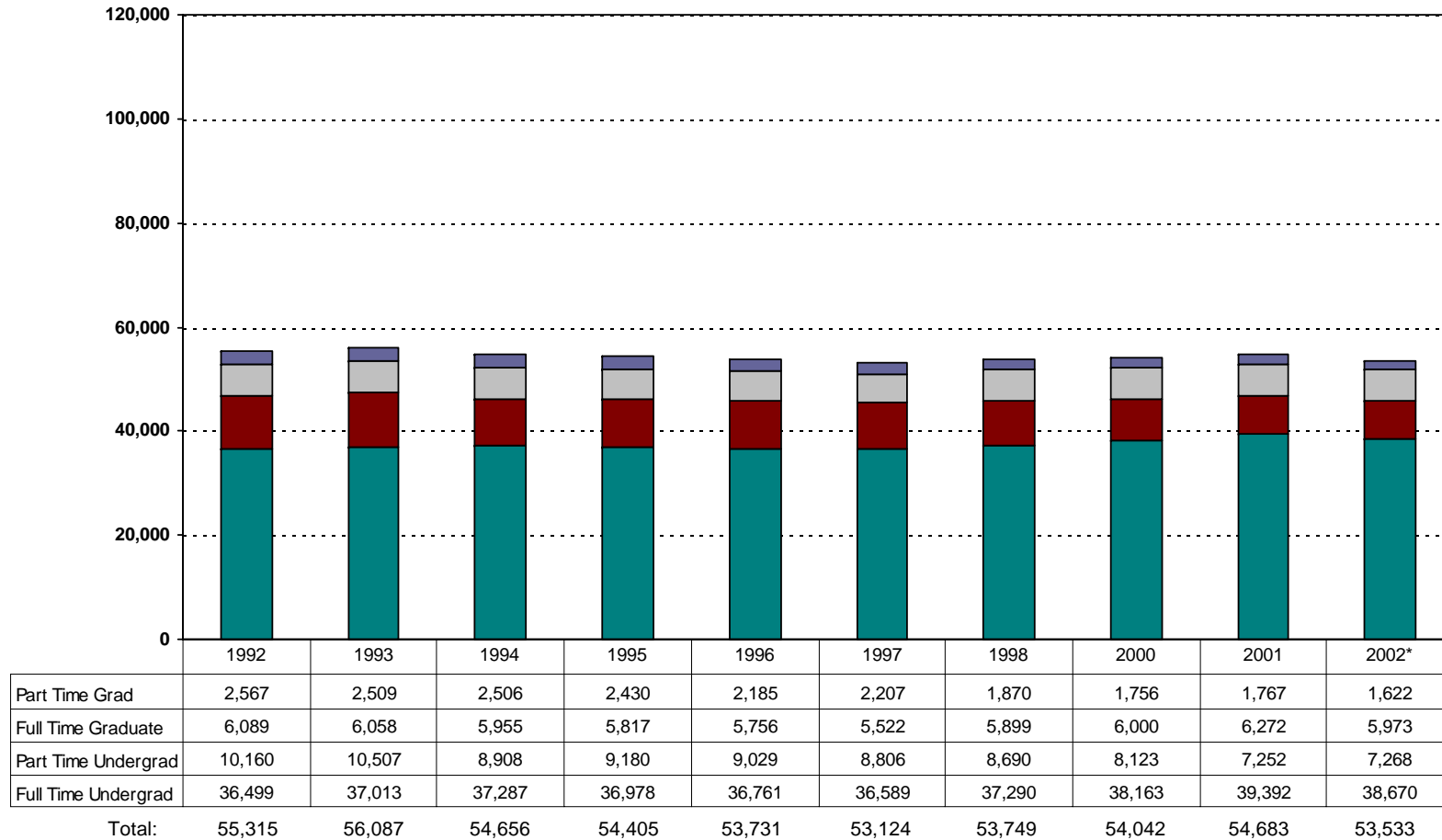
Total Enrollment - North Country Region



- 9 Institutions Represented.

Source: Integrated Postsecondary Education Data System.

Total Enrollment - Southern Tier Region

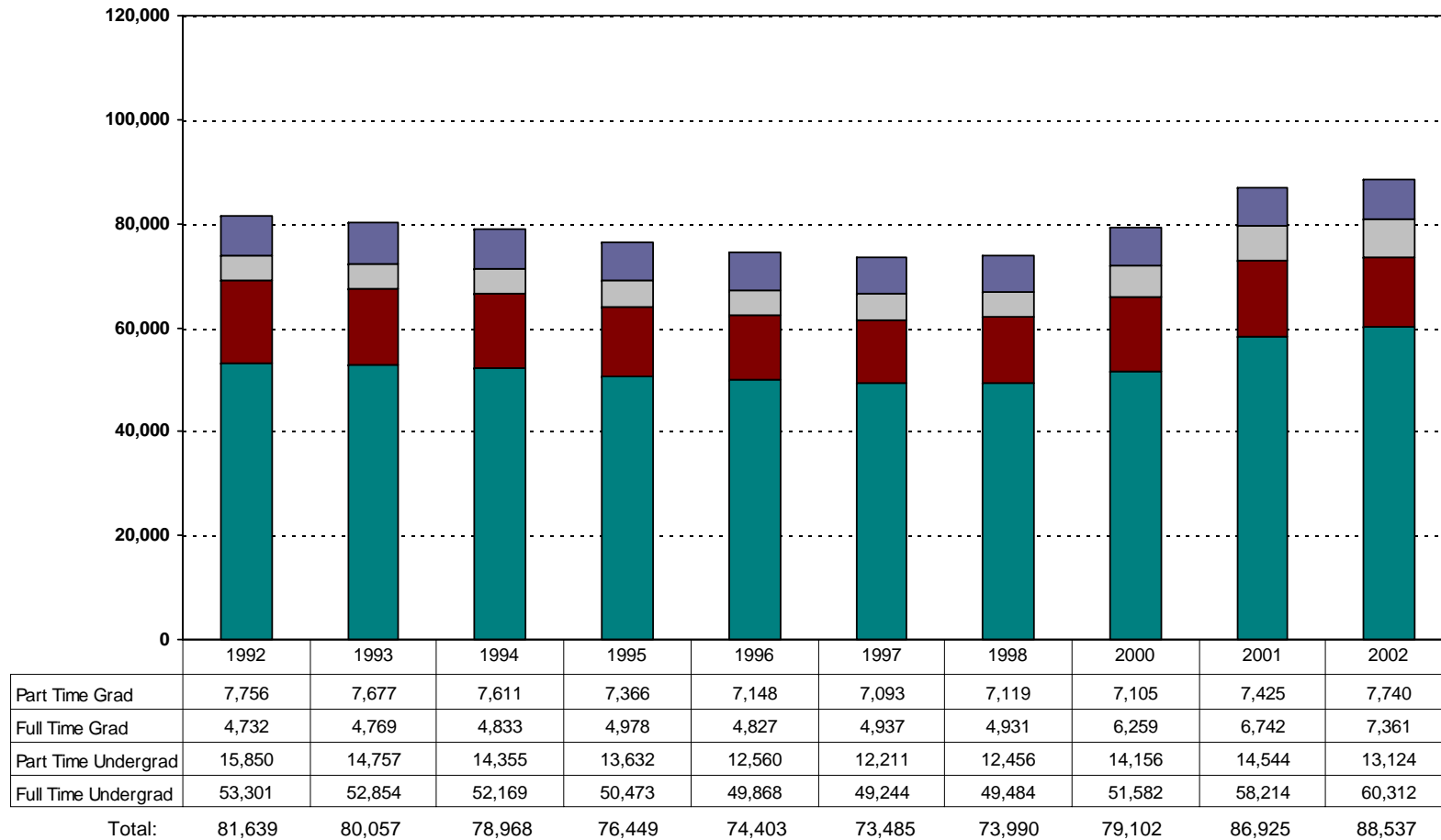


- 8 Institutions Represented.

Source: Integrated Postsecondary Education Data System.

*2002 Estimated

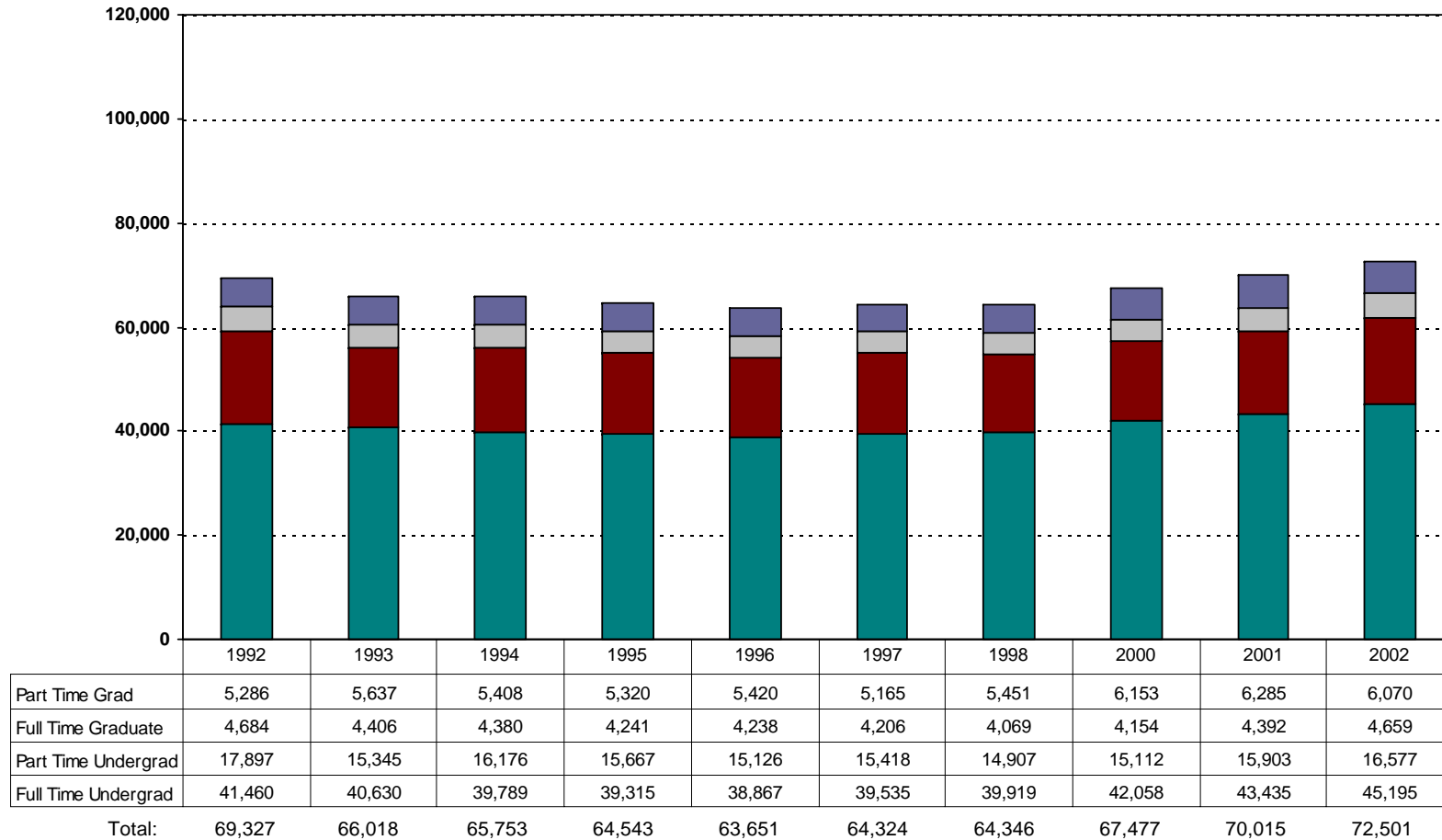
Total Enrollment - Western New York Region



- 21 Institutions Represented.

Source: Integrated Postsecondary Education Data System.

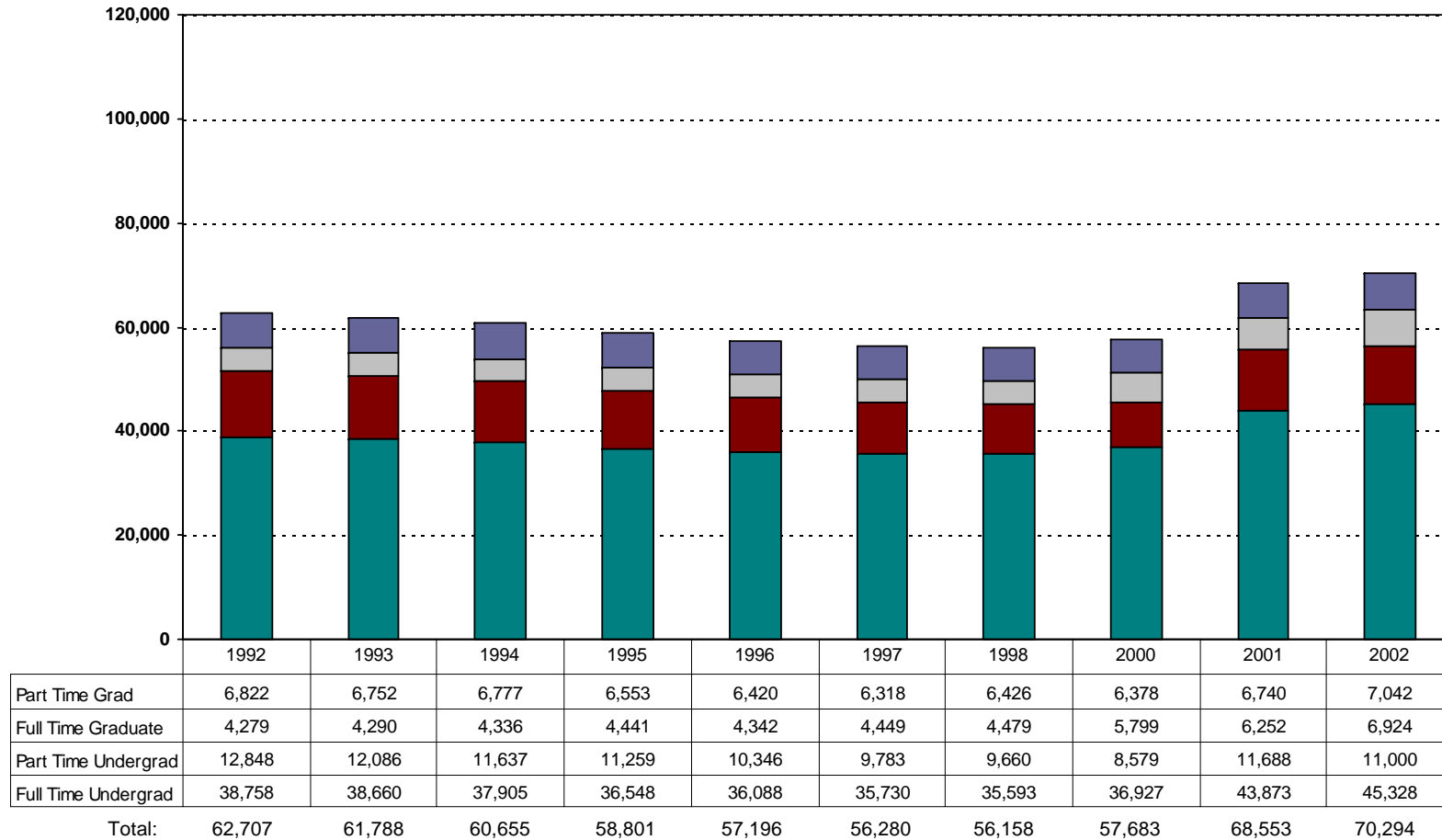
Total Enrollment - Albany - Schenectady - Troy MSA



- 13 Institutions Represented.

Source: Integrated Postsecondary Education Data System.

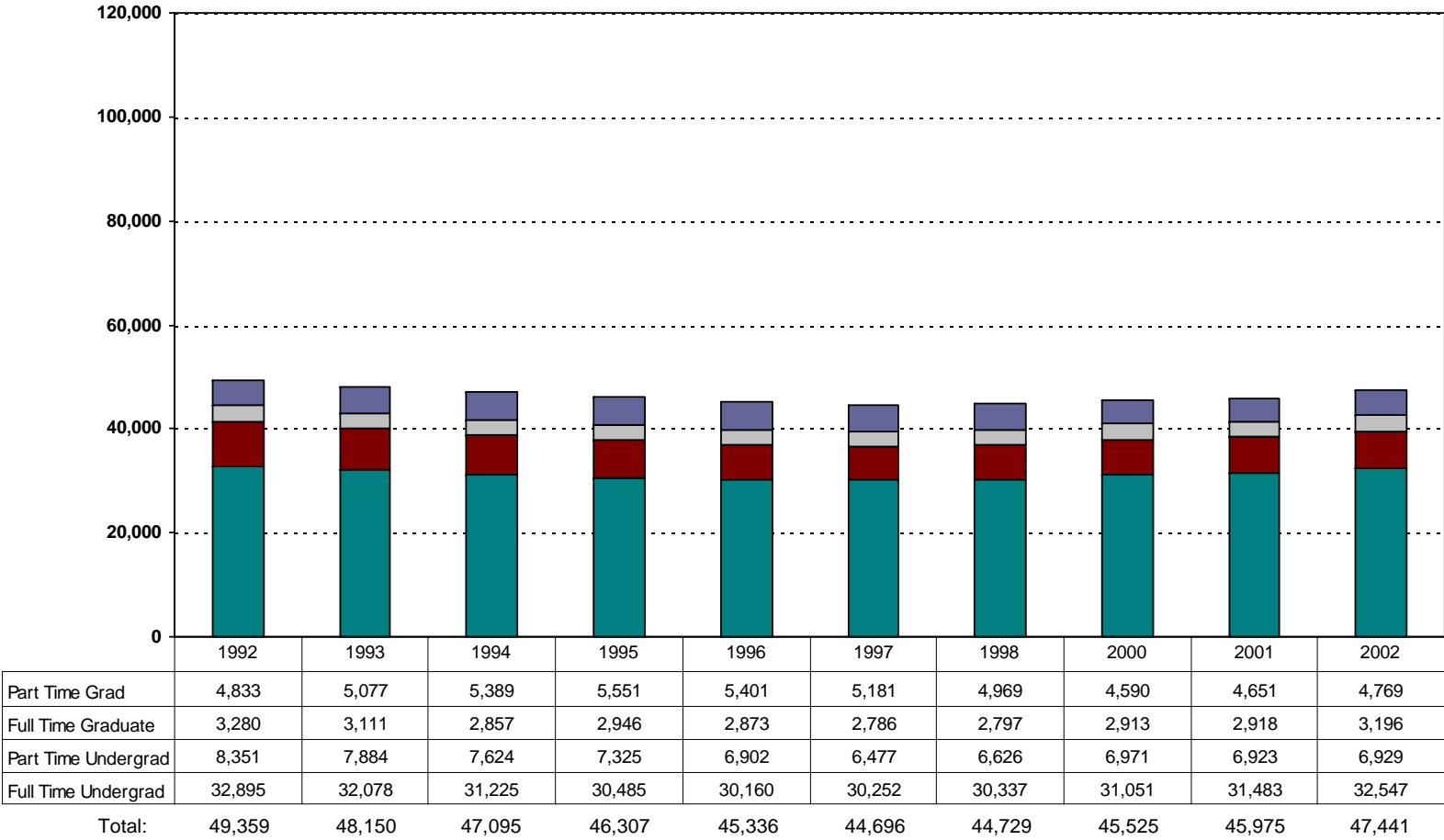
Total Enrollment – Buffalo - Niagara Falls MSA



- 13 Institutions Represented.

Source: Integrated Postsecondary Education Data System.

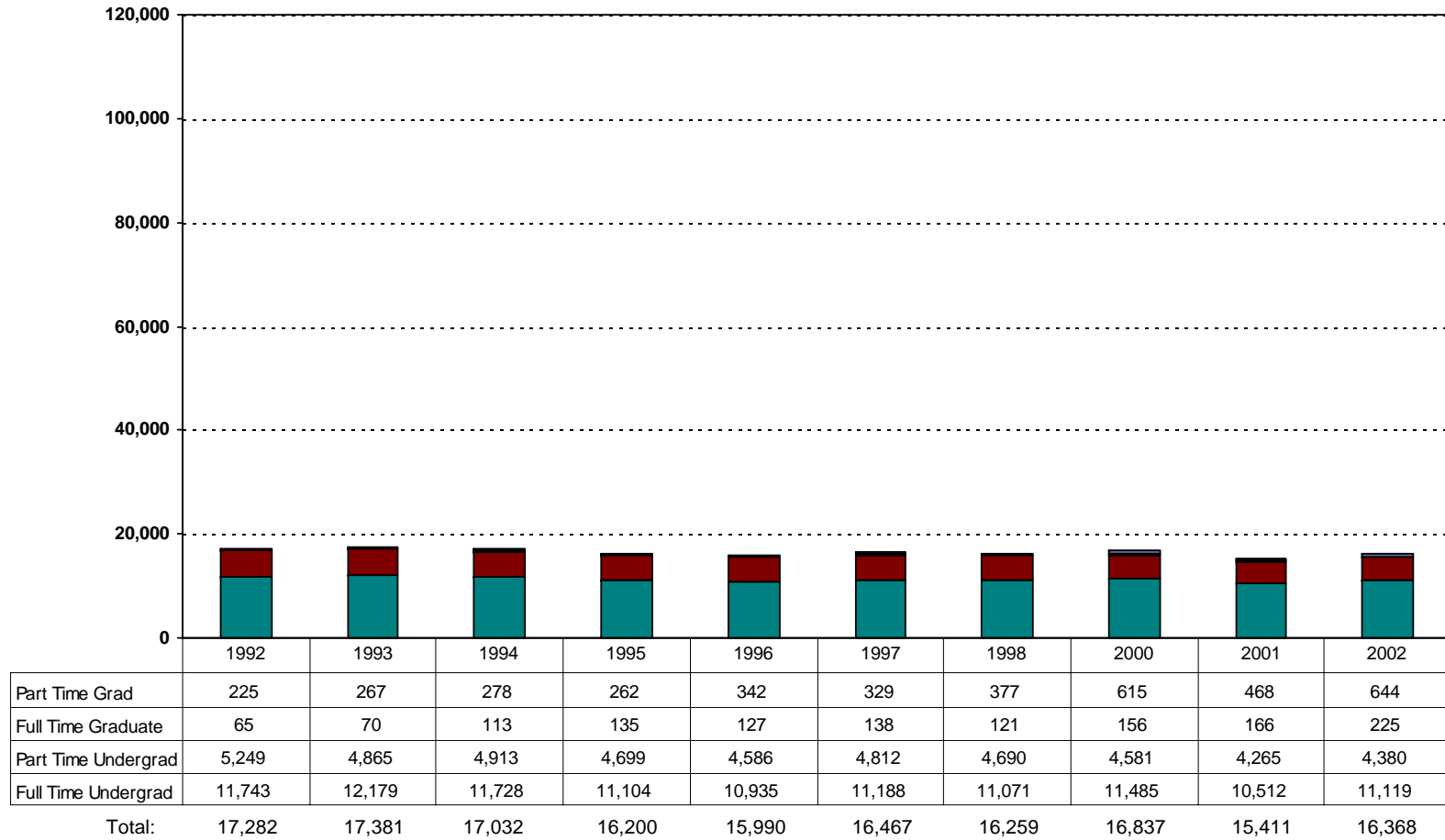
Total Enrollment - Syracuse MSA



- 9 Institutions Represented.

Source: Integrated Postsecondary Education Data System.

Total Enrollment - Utica-Rome MSA

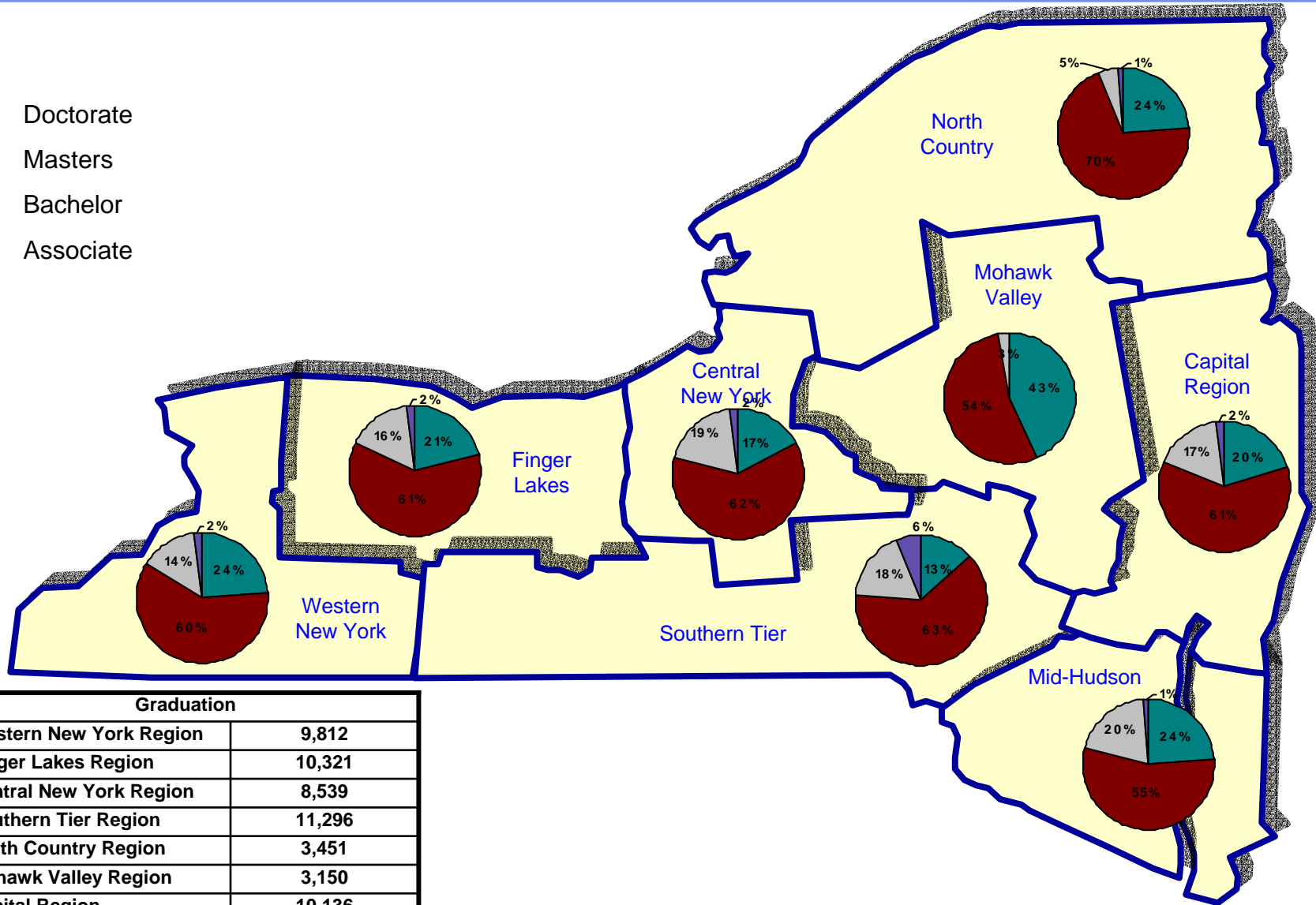



- 7 Institutions Represented.

Source: Integrated Postsecondary Education Data System.

Tab 3: Average Graduation

1993-2003 Average Graduation in Upstate New York



Graduation	
Western New York Region	9,812
Finger Lakes Region	10,321
Central New York Region	8,539
Southern Tier Region	11,296
North Country Region	3,451
Mohawk Valley Region	3,150
Capital Region	10,136
Mid-Hudson Region	12,840

- 113 Institutions Represented.

Source: Integrated Postsecondary Education Data System.

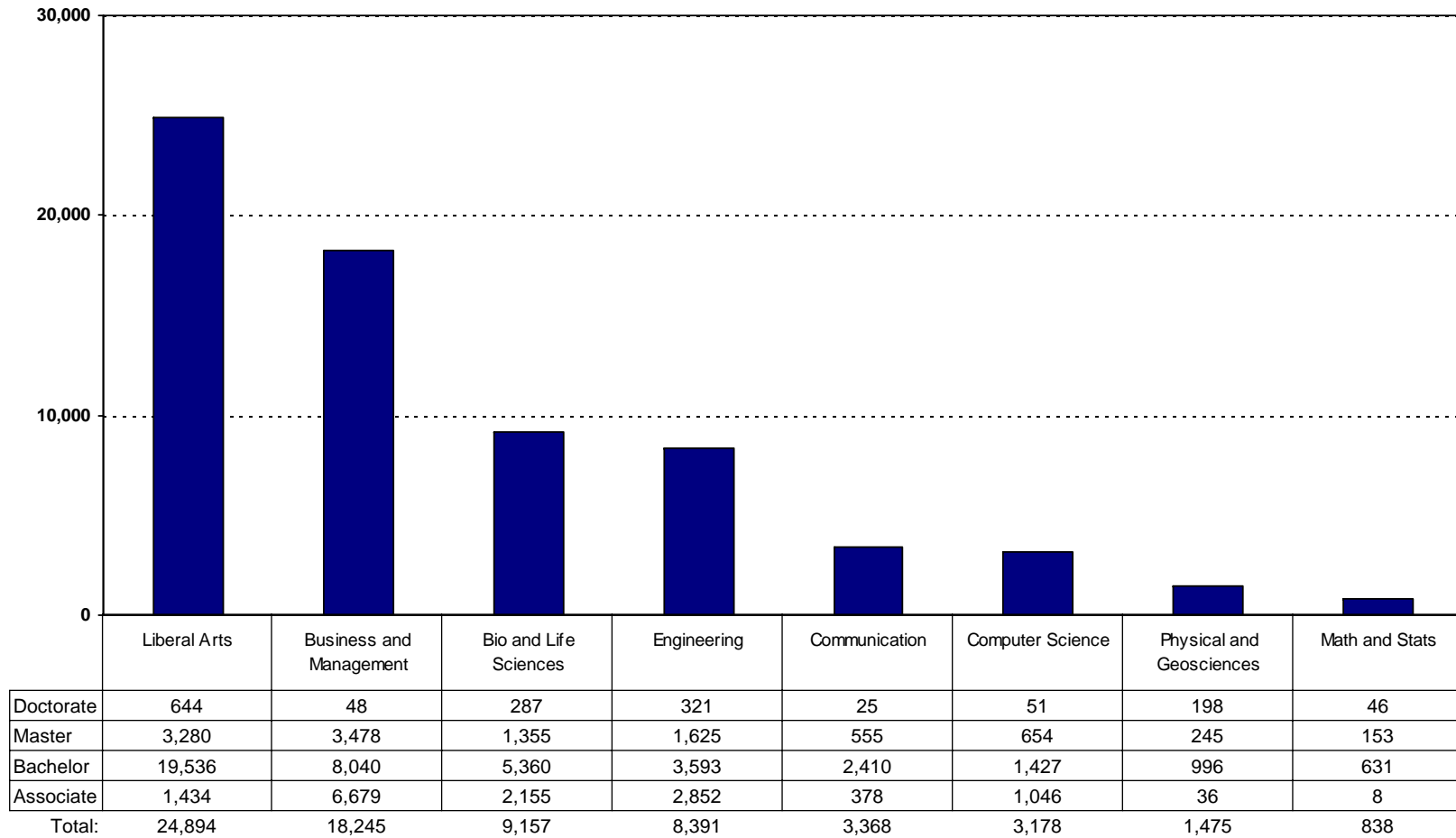
Academic Disciplines

- **Liberal Arts** [includes Anthropology, Area & Ethnic Studies, Arts & Music, Economics, English & Literature, Foreign Languages, History, History of Science, Linguistics, Political Sciences & Public Administration, Psychology, Religion & Theology, Social Service Professions, Sociology, Other Social Sciences, Other Humanities]
- **Business & Management** [includes Business Administration, Management, Operations, Accounting & Related Services, Business Support Services, Managerial Economics, Entrepreneurial and Small Business Operations, Financial Management Services, Finance, Hospitality Administration/Management, Human Resource Management, International Business, Management Information Systems and Services, Management Sciences, Marketing, Taxation, Insurance, General Sales, Construction Management]
- **Bio & Life Sciences** [includes Agricultural, Biological, Medical, Other Life Sciences]
- **Engineering** [includes Aerospace, Chemical, Civil, Electrical, Engineering Technology, Health Technology, Mechanical, Materials, Industrial, Science Technology, Other Engineering, Other Science & Engineering Technologies]

Academic Disciplines (cont.)

- **Communication** [includes Communication and Media studies, Journalism, Radio Television and Digital Communication, Public Relations Advertising and Applied Communication, Publishing, Communications Technologies]
- **Computer Science** [includes General Computer and Information Sciences, Computer Programming, Data Processing, Information Studies, Computer Systems Analysis, Computer Applications, Computer Science, Computer Systems Networking and Telecommunications, Information Technology Administration and Management,
- **Physical & Geosciences** [includes Astronomy, Atmospheric & Earth Sciences, Chemistry, Oceanography, Physics, Other Physical Sciences]
- **Math & Statistics**

Graduation - All Regions/MSAs 10 Year Average

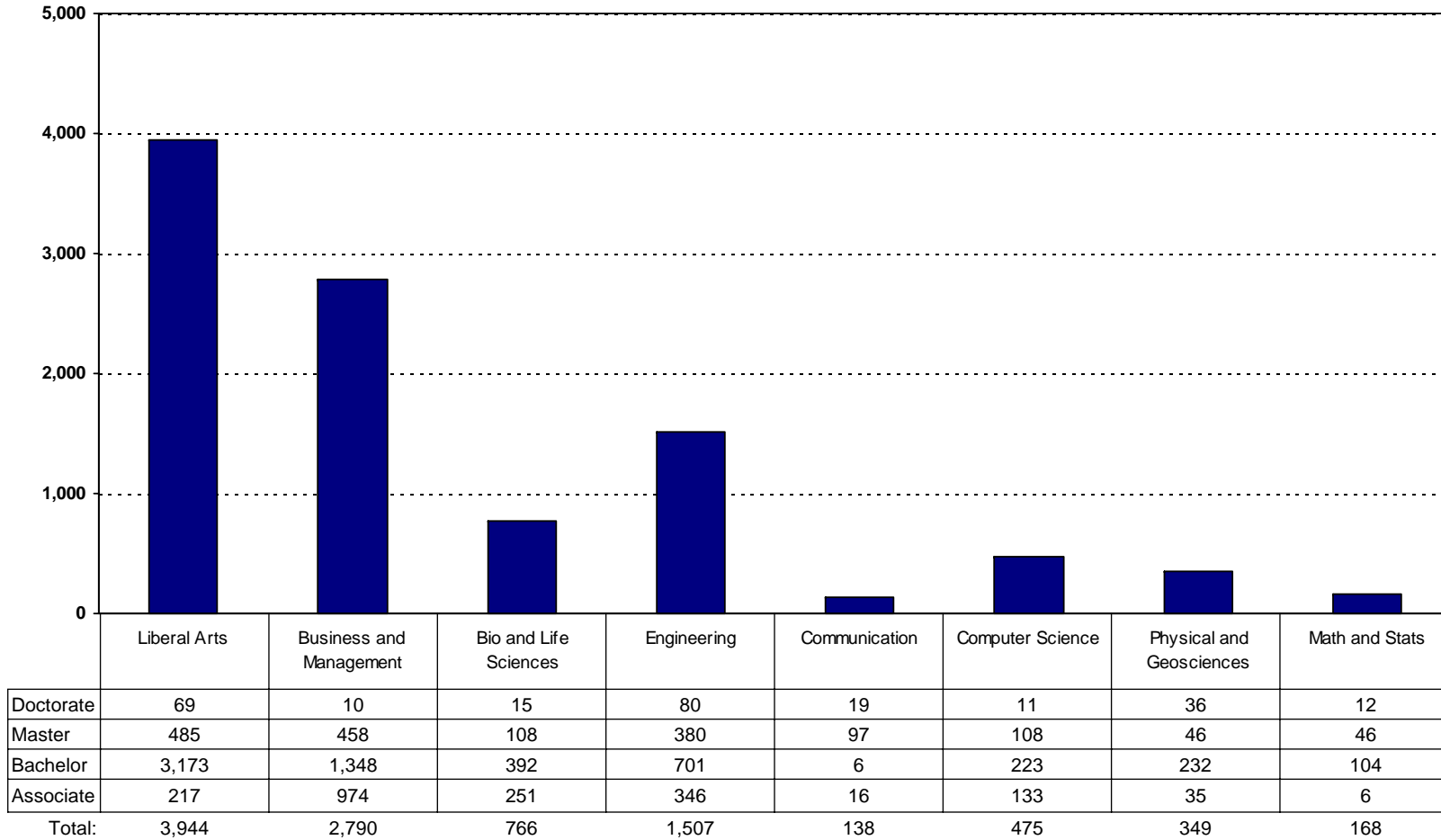


- 113 Institutions Represented.

Source: Integrated Postsecondary Education Data System.

Graduation Years 1993-2003.

Graduation - Capital Region 10 Year Average

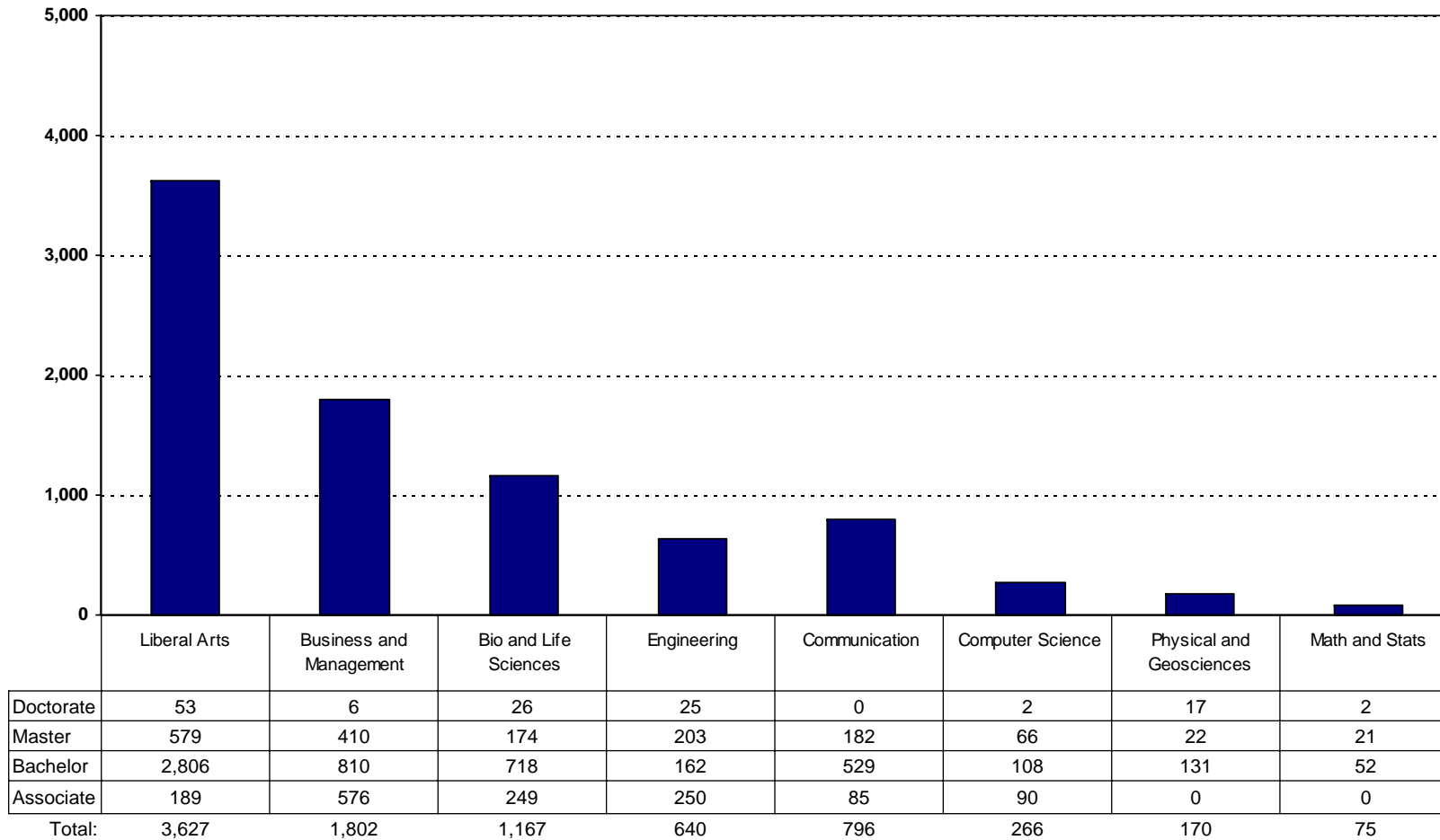


- 14 Institutions Represented.

Source: Integrated Postsecondary Education Data System.

Graduation Years 1993-2003.

Graduation - Central New York Region 10 Year Average

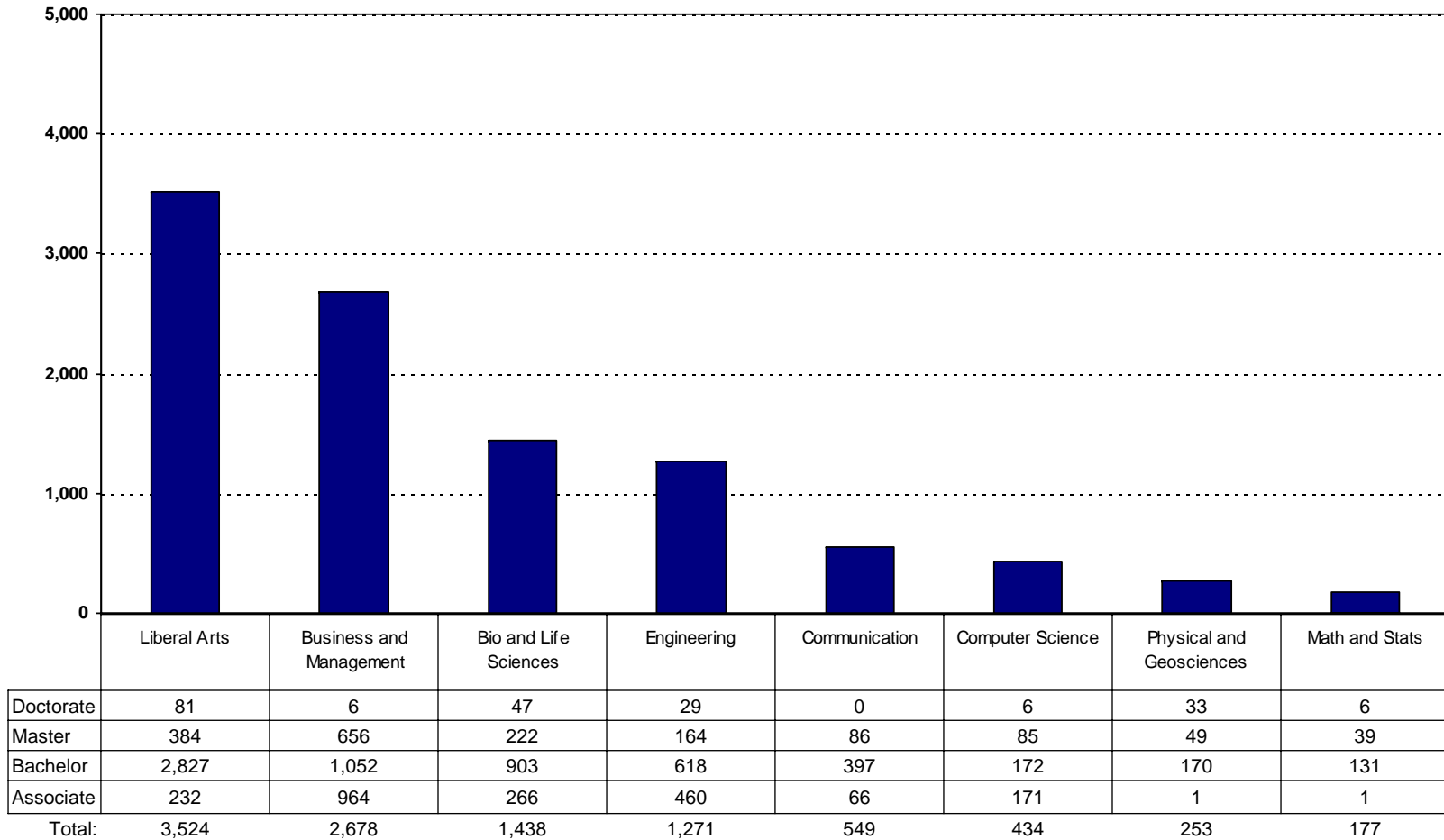


- 12 Institutions Represented.

Source: Integrated Postsecondary Education Data System.

Graduation Years 1993-2003.

Graduation - Finger Lakes Region 10 Year Average

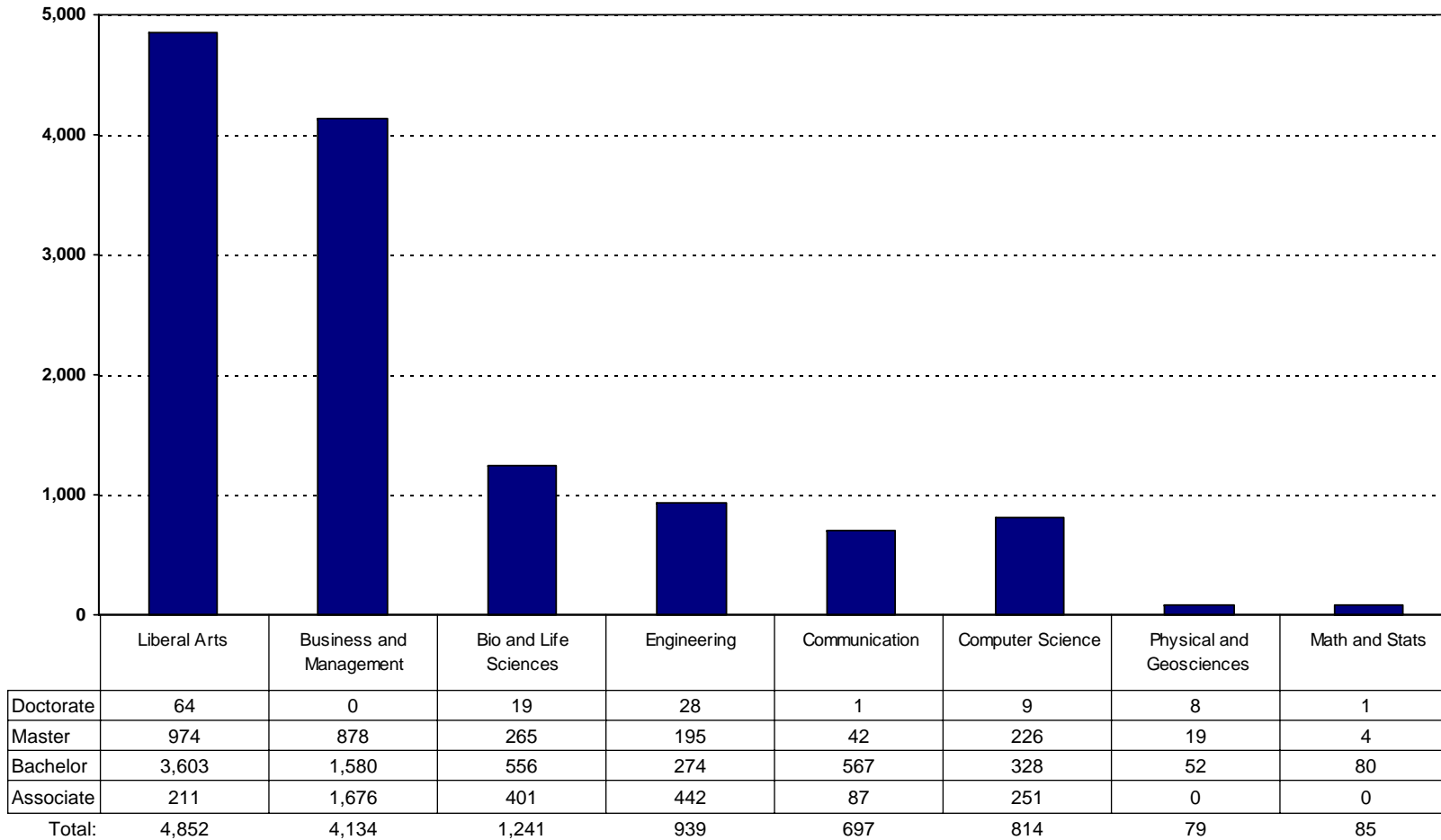


- 14 Institutions Represented.

Source: Integrated Postsecondary Education Data System.

Graduation Years 1993-2003.

Graduation - Mid Hudson Region 10 Year Average

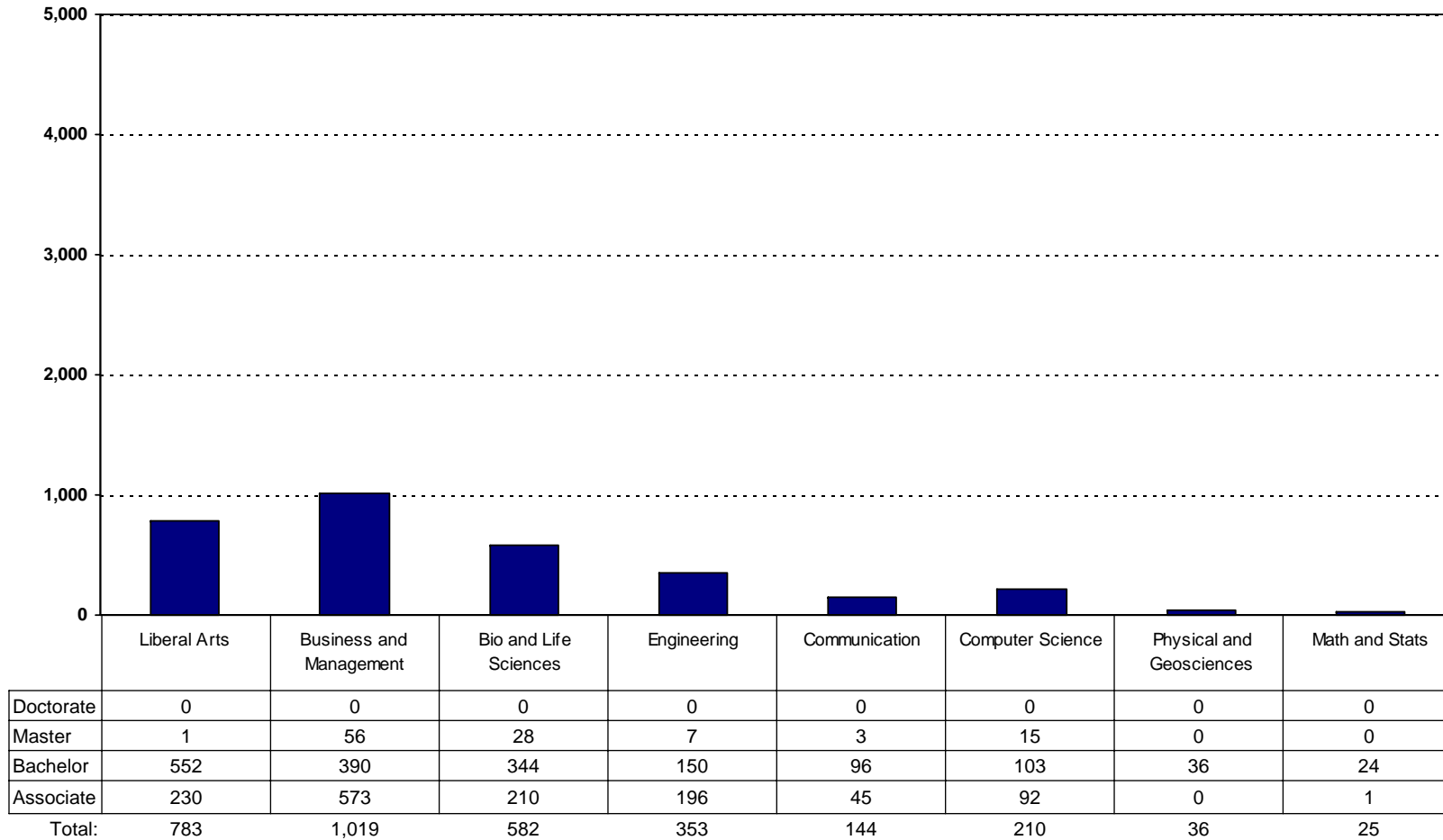


- 26 Institutions Represented.

Source: Integrated Postsecondary Education Data System.

Graduation Years 1993-2003.

Graduation - Mohawk Valley Region 10 Year Average

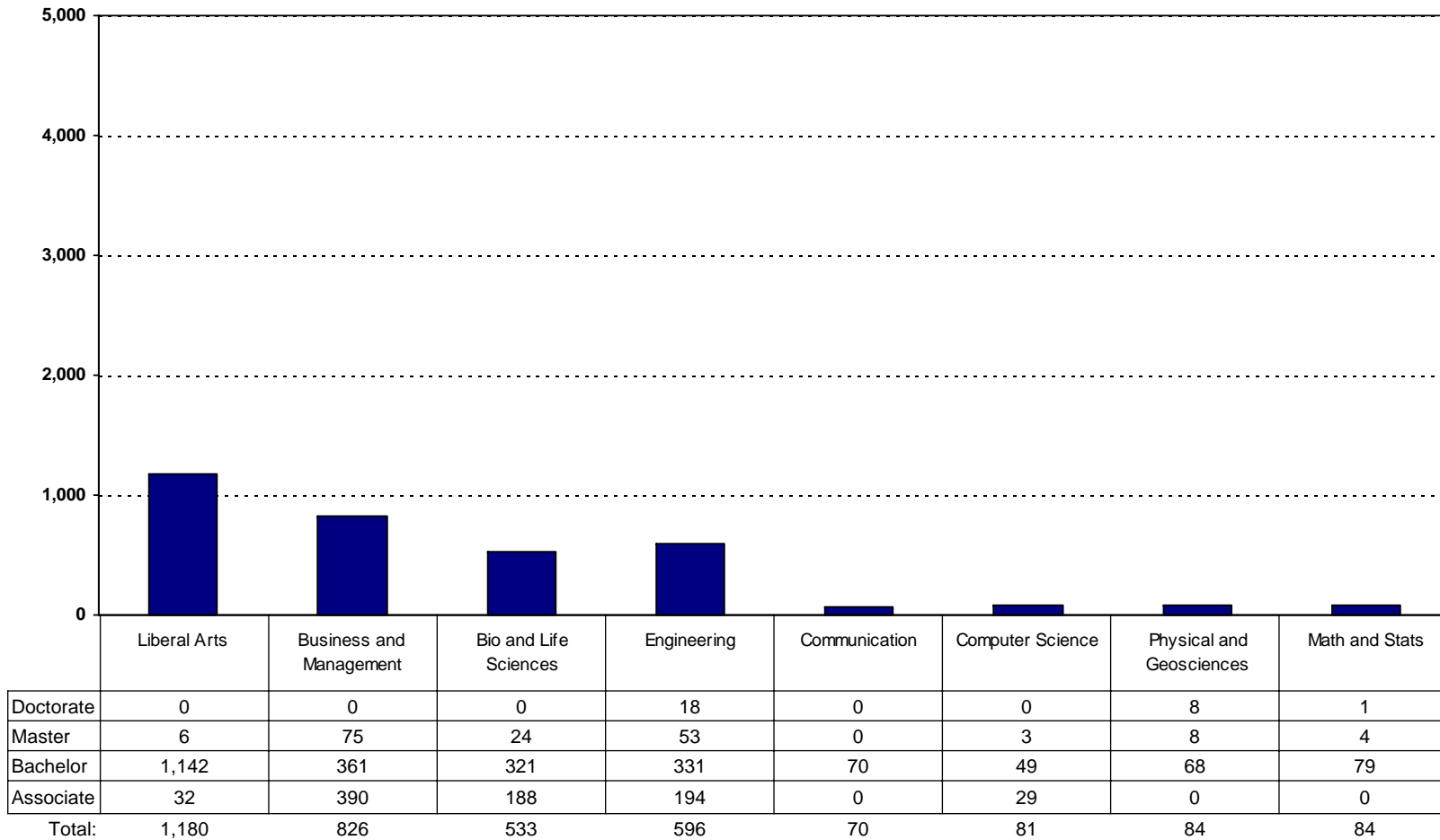


- 9 Institutions Represented.

Source: Integrated Postsecondary Education Data System.

Graduation Years 1993-2003.

Graduation - North Country Region 10 Year Average

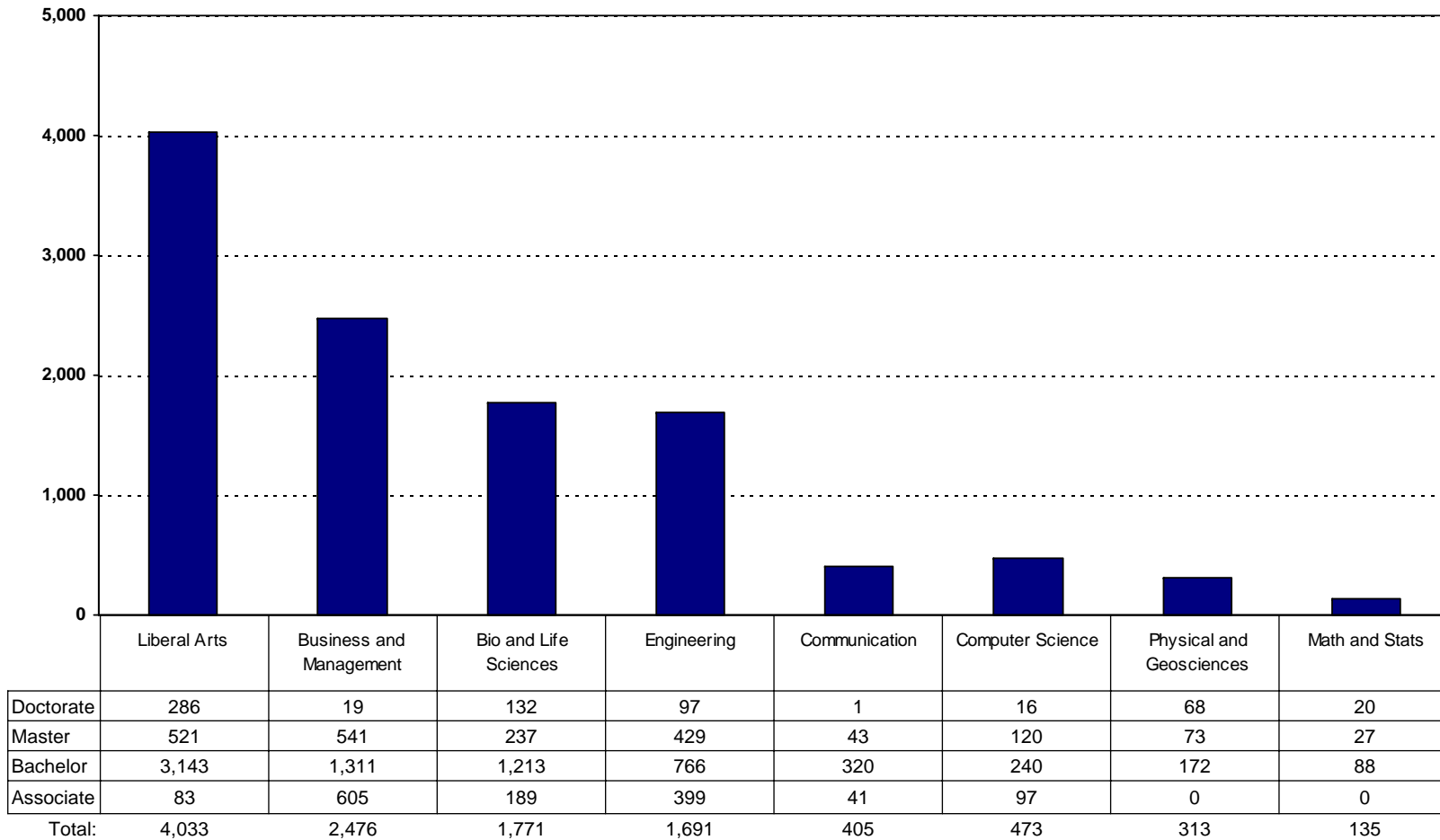


- 9 Institutions Represented.

Source: Integrated Postsecondary Education Data System.

Graduation Years 1993-2003.

Graduation - Southern Tier Region 10 Year Average

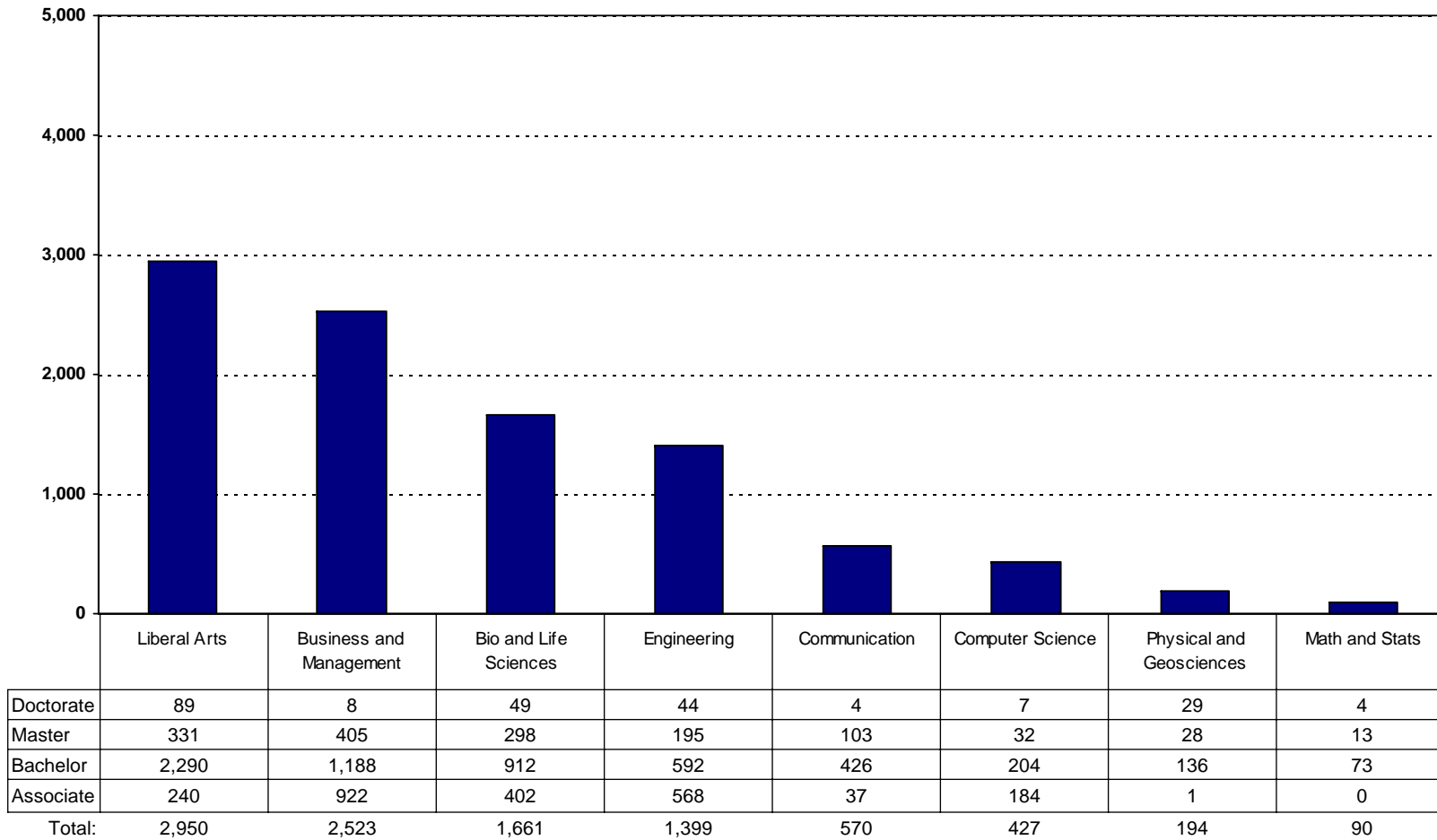


- 8 Institutions Represented.

Source: Integrated Postsecondary Education Data System.

Graduation Years 1993-2003.

Graduation - Western New York Region 10 Year Average

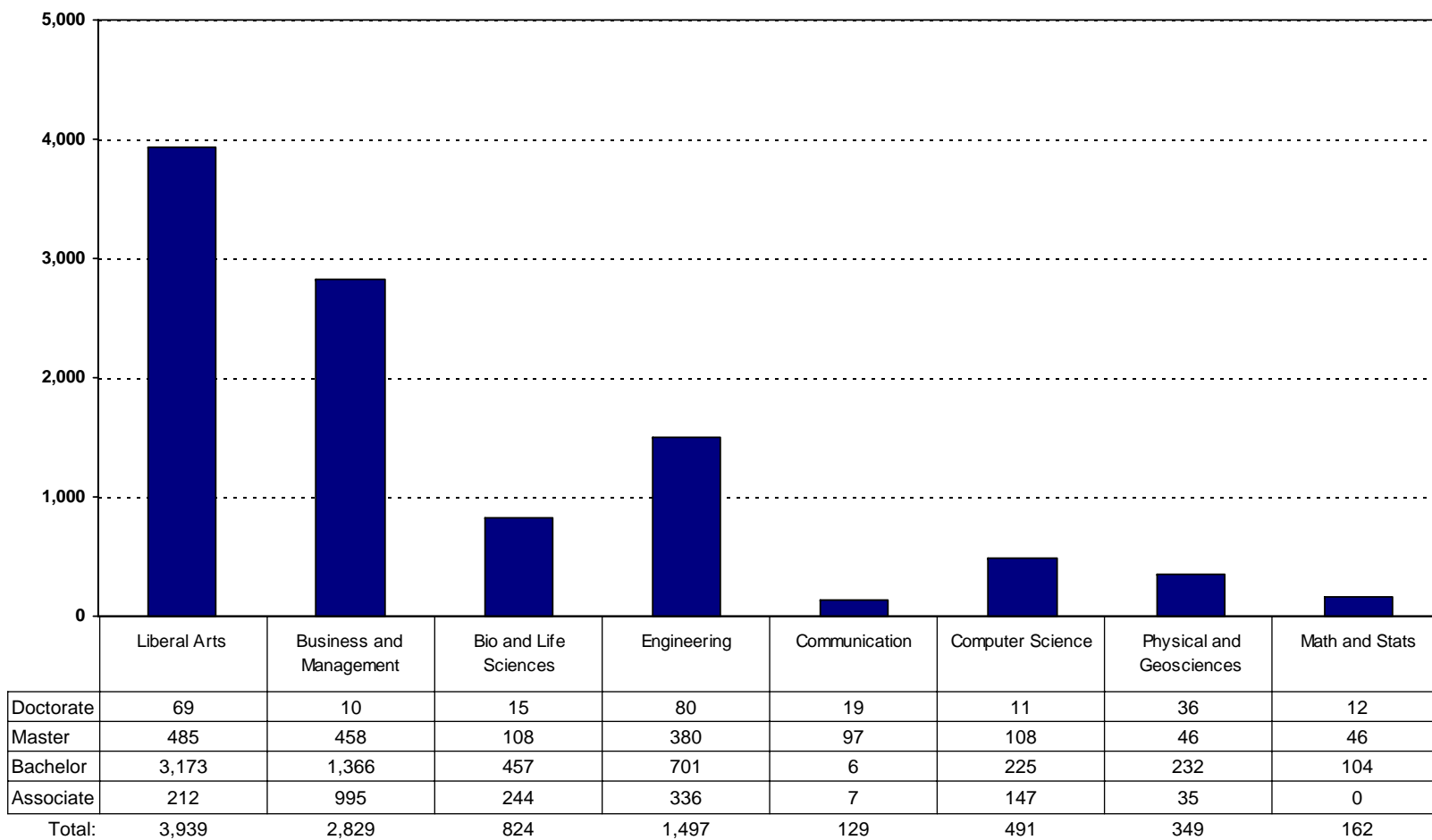


- 21 Institutions Represented.

Source: Integrated Postsecondary Education Data System.

Graduation Years 1993-2003.

Graduation - Albany - Schenectady - Troy MSA 10 Year Average

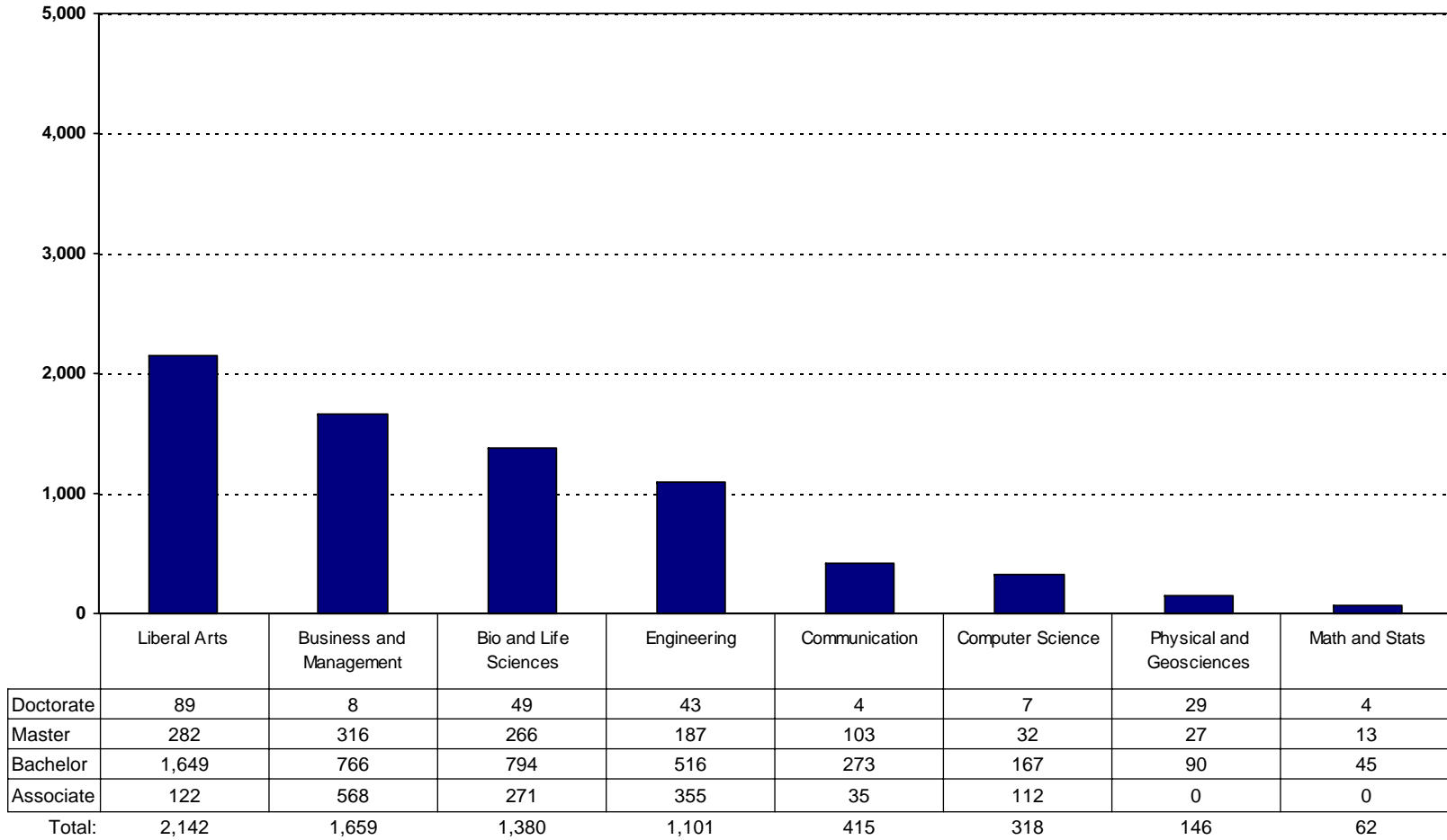


- 13 Institutions Represented.

Source: Integrated Postsecondary Education Data System.

Graduation Years 1993-2003.

Graduation - Buffalo - Niagara Falls MSA 10 Year Average

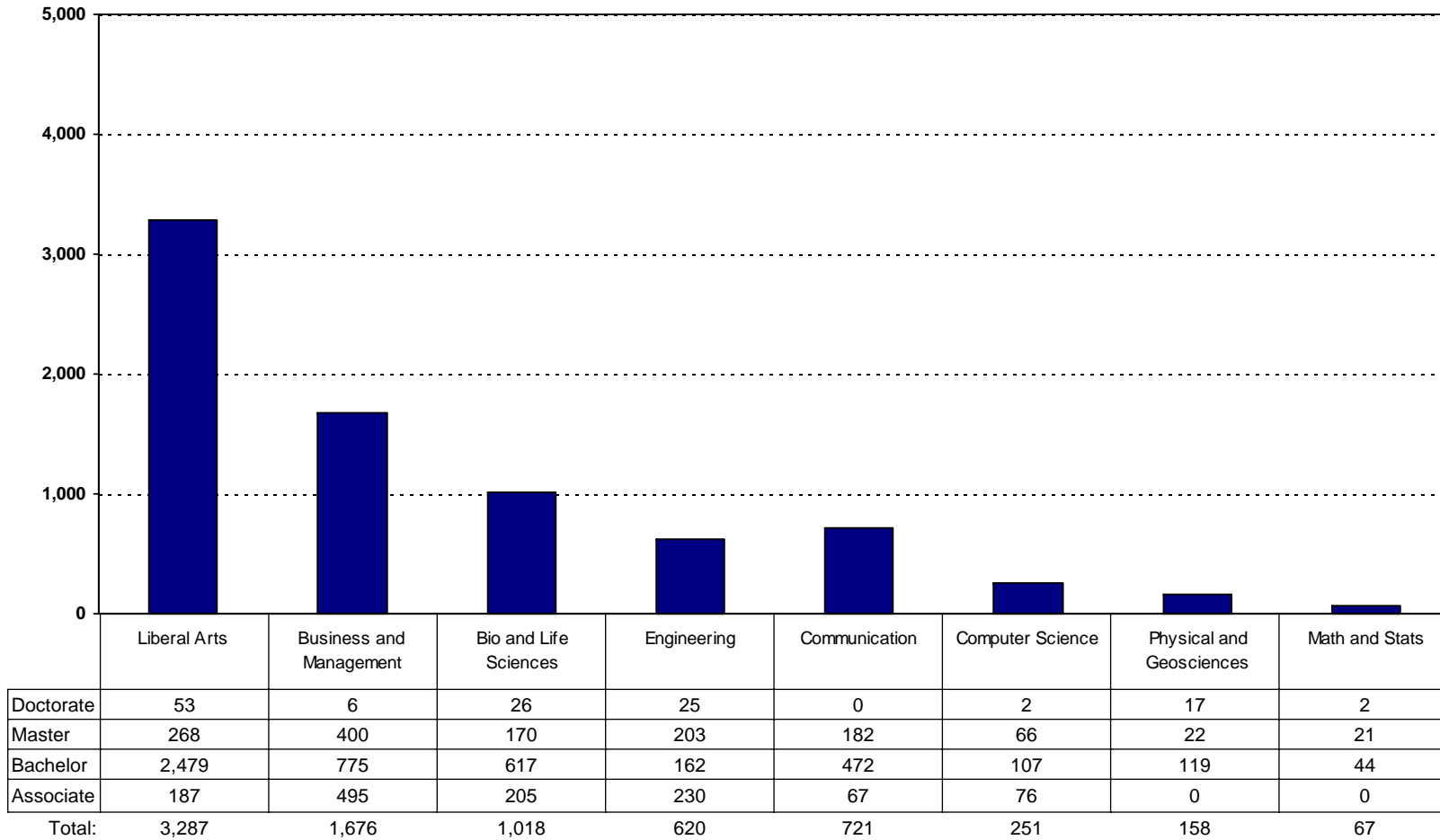


- 13 Institutions Represented.

Source: Integrated Postsecondary Education Data System.

Graduation Years 1993-2003.

Graduation - Syracuse MSA 10 Year Average

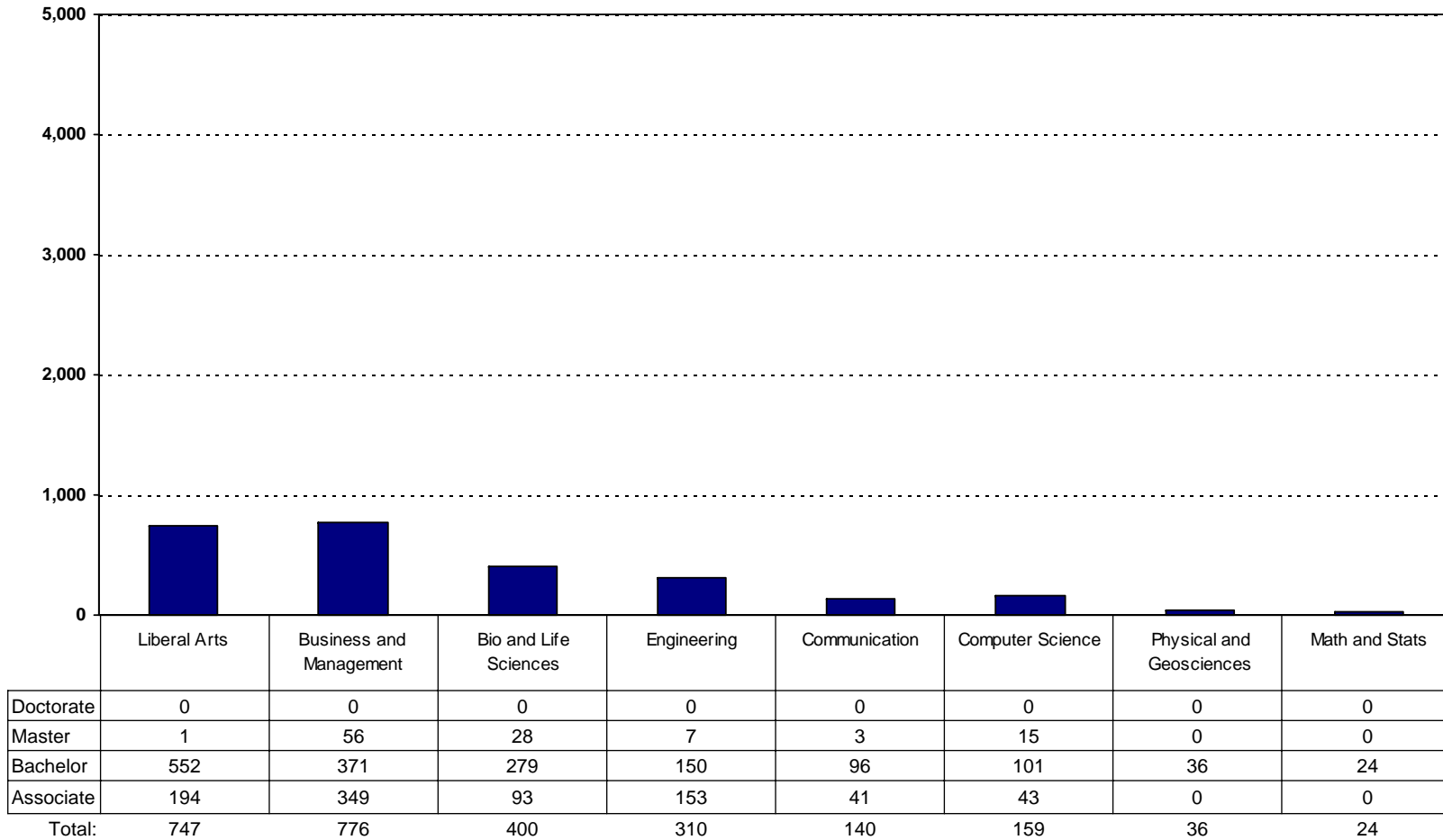


- 9 Institutions Represented.

Source: Integrated Postsecondary Education Data System.

Graduation Years 1993-2003.

Graduation - Utica-Rome MSA 10 Year Average



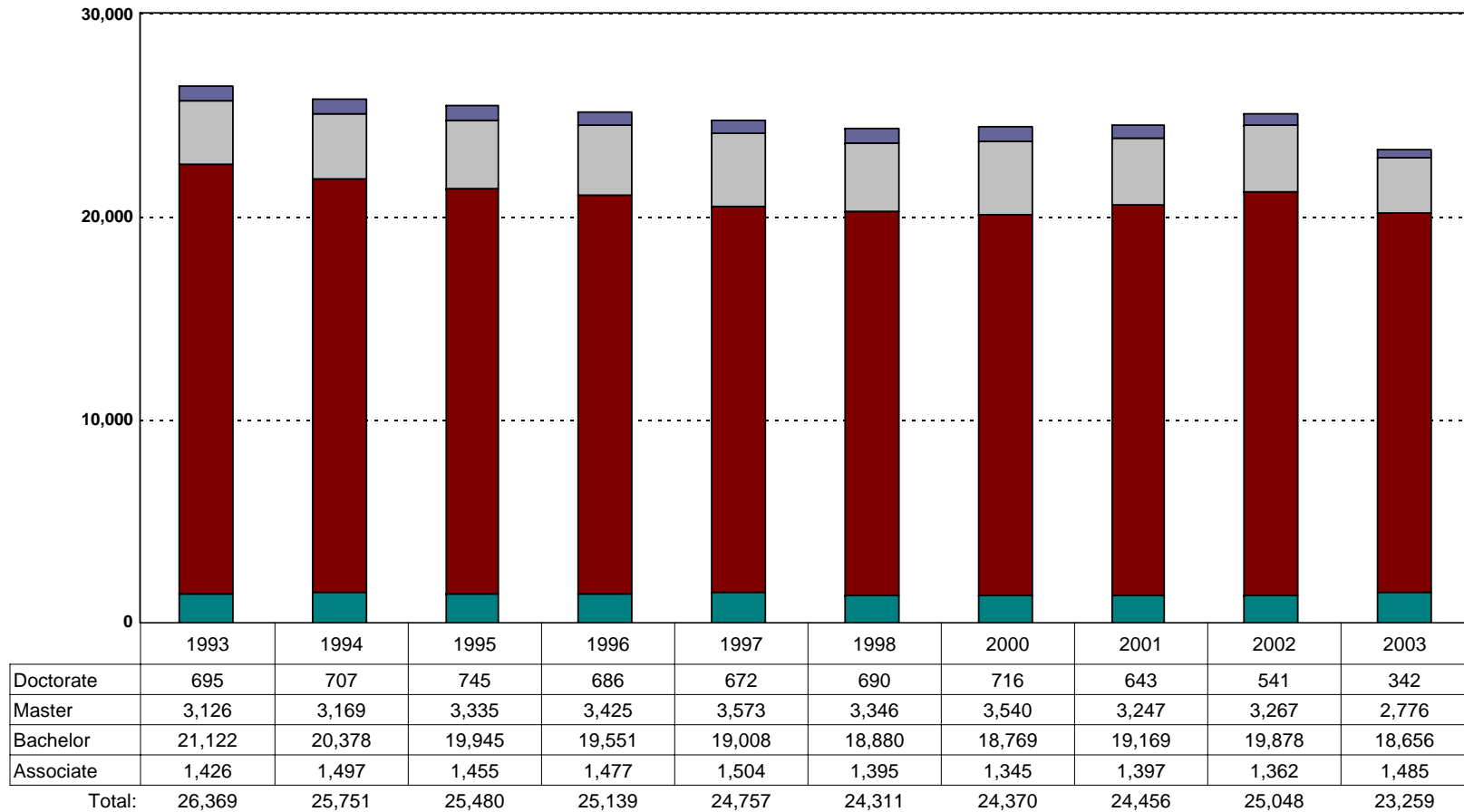
- 7 Institutions Represented.

Source: Integrated Postsecondary Education Data System.

Graduation Years 1993-2003.

Tab 4: Total Graduation By Year

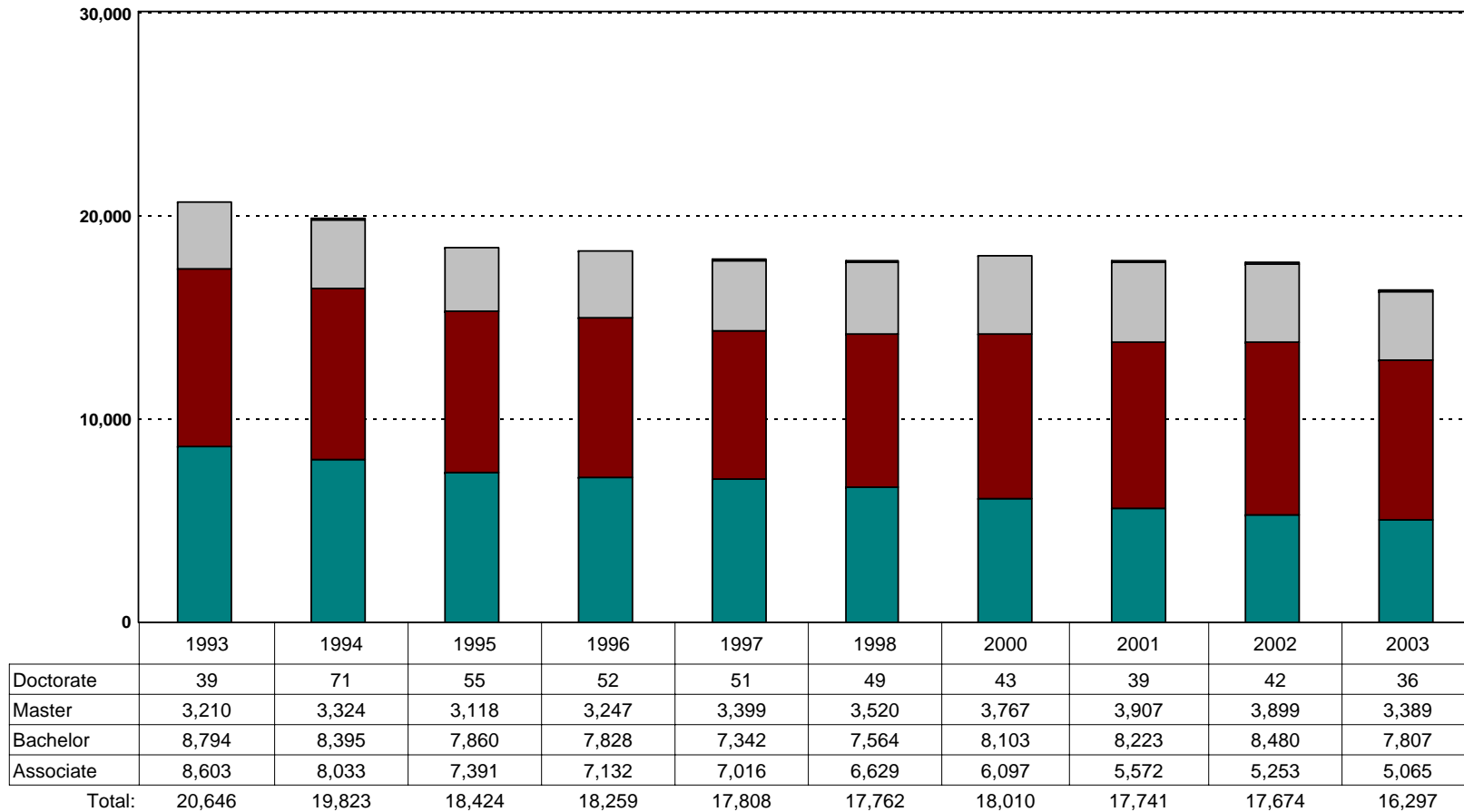
Total Liberal Arts Degrees Awarded - All Institutions



- 113 Institutions Represented.

Source: Integrated Postsecondary Education Data System.

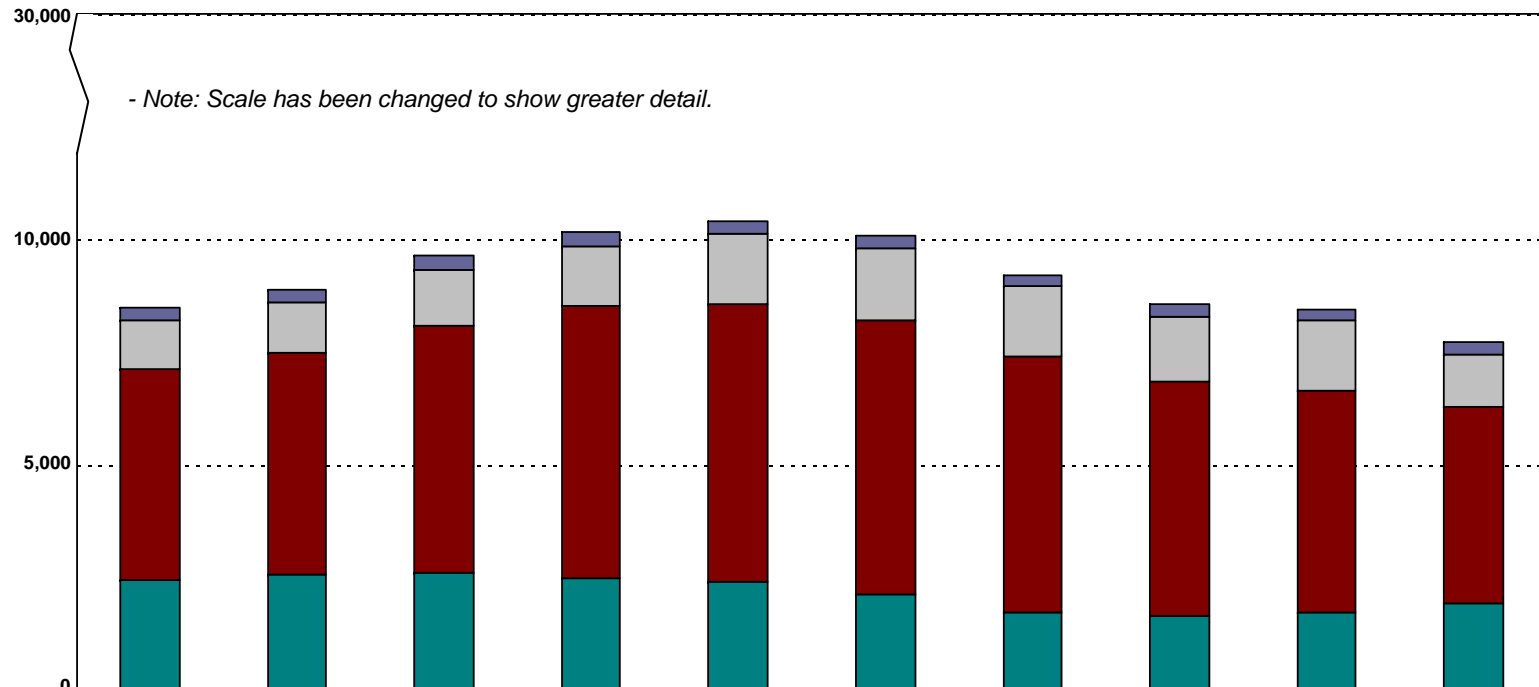
Total Business and Management Degrees Awarded - All Institutions



- 113 Institutions Represented.

Source: Integrated Postsecondary Education Data System.

Total Bio and Life Sciences Degrees Awarded - All Institutions



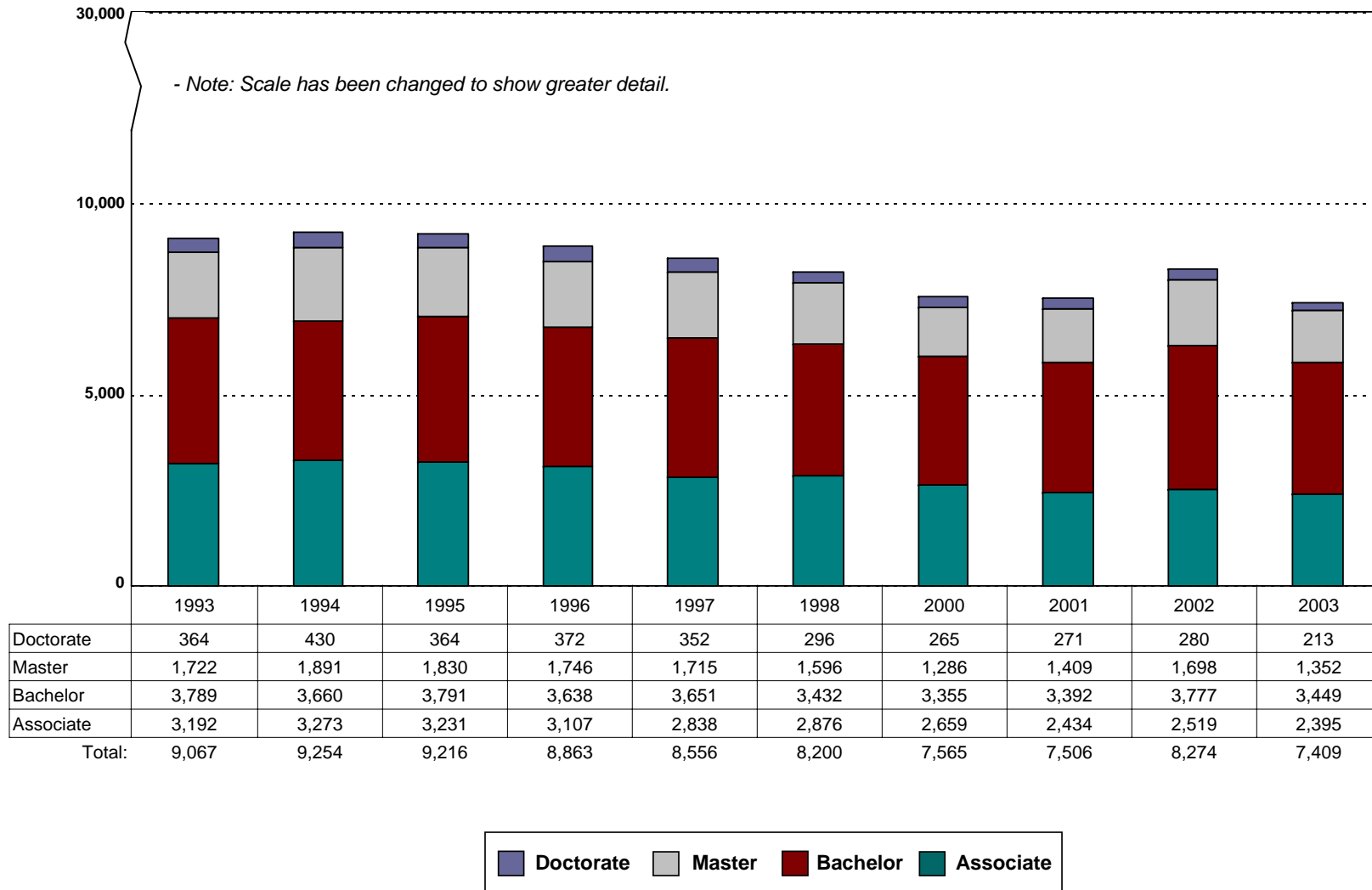
	1993	1994	1995	1996	1997	1998	2000	2001	2002	2003
Doctorate	285	287	320	314	280	282	264	274	261	304
Master	1,080	1,107	1,260	1,305	1,531	1,566	1,542	1,467	1,538	1,156
Bachelor	4,704	4,953	5,459	6,048	6,187	6,116	5,671	5,185	4,919	4,357
Associate	2,424	2,545	2,605	2,478	2,384	2,102	1,729	1,640	1,729	1,911
Total:	8,493	8,892	9,644	10,145	10,382	10,066	9,206	8,566	8,447	7,728



- 113 Institutions Represented.

Source: Integrated Postsecondary Education Data System.

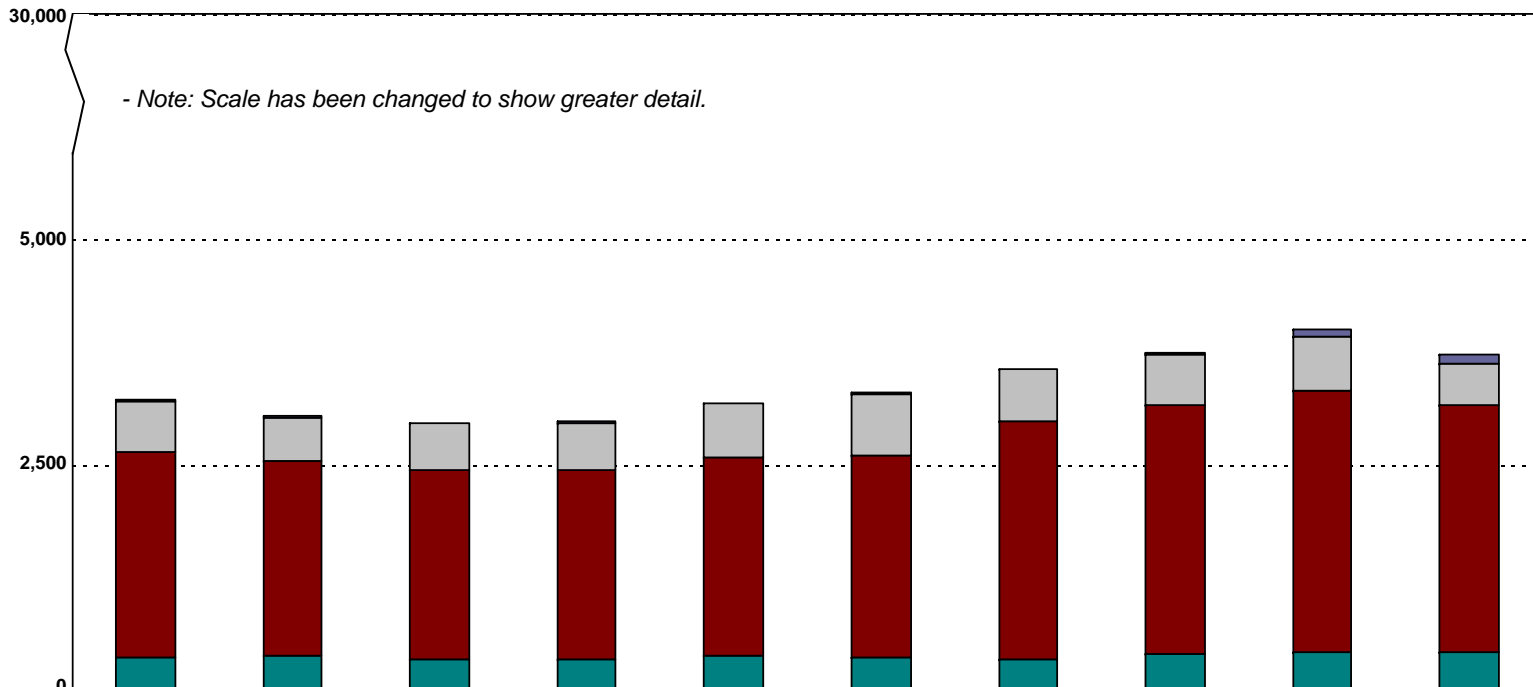
Total Engineering Degrees Awarded - All Institutions



- 113 Institutions Represented.

Source: Integrated Postsecondary Education Data System.

Total Communication Degrees Awarded - All Institutions



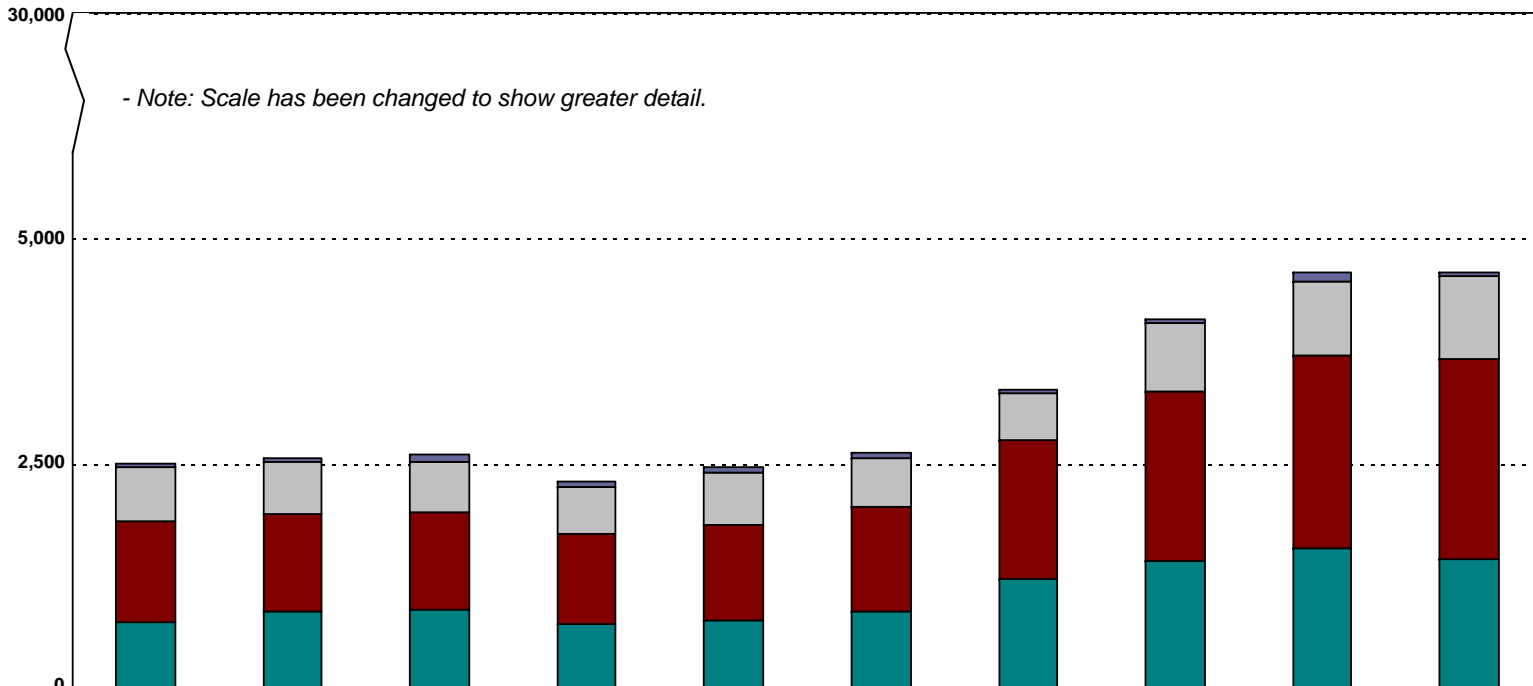
	1993	1994	1995	1996	1997	1998	2000	2001	2002	2003
Doctorate	4	11	5	12	10	15	7	7	75	107
Master	575	489	518	520	608	666	564	568	588	450
Bachelor	2,268	2,160	2,093	2,108	2,197	2,242	2,639	2,747	2,903	2,742
Associate	367	374	347	341	374	368	349	409	426	421
Total:	3,214	3,034	2,963	2,981	3,189	3,291	3,559	3,731	3,992	3,720



- 113 Institutions Represented.

Source: Integrated Postsecondary Education Data System.

Total Computer Science Degrees Awarded - All Institutions



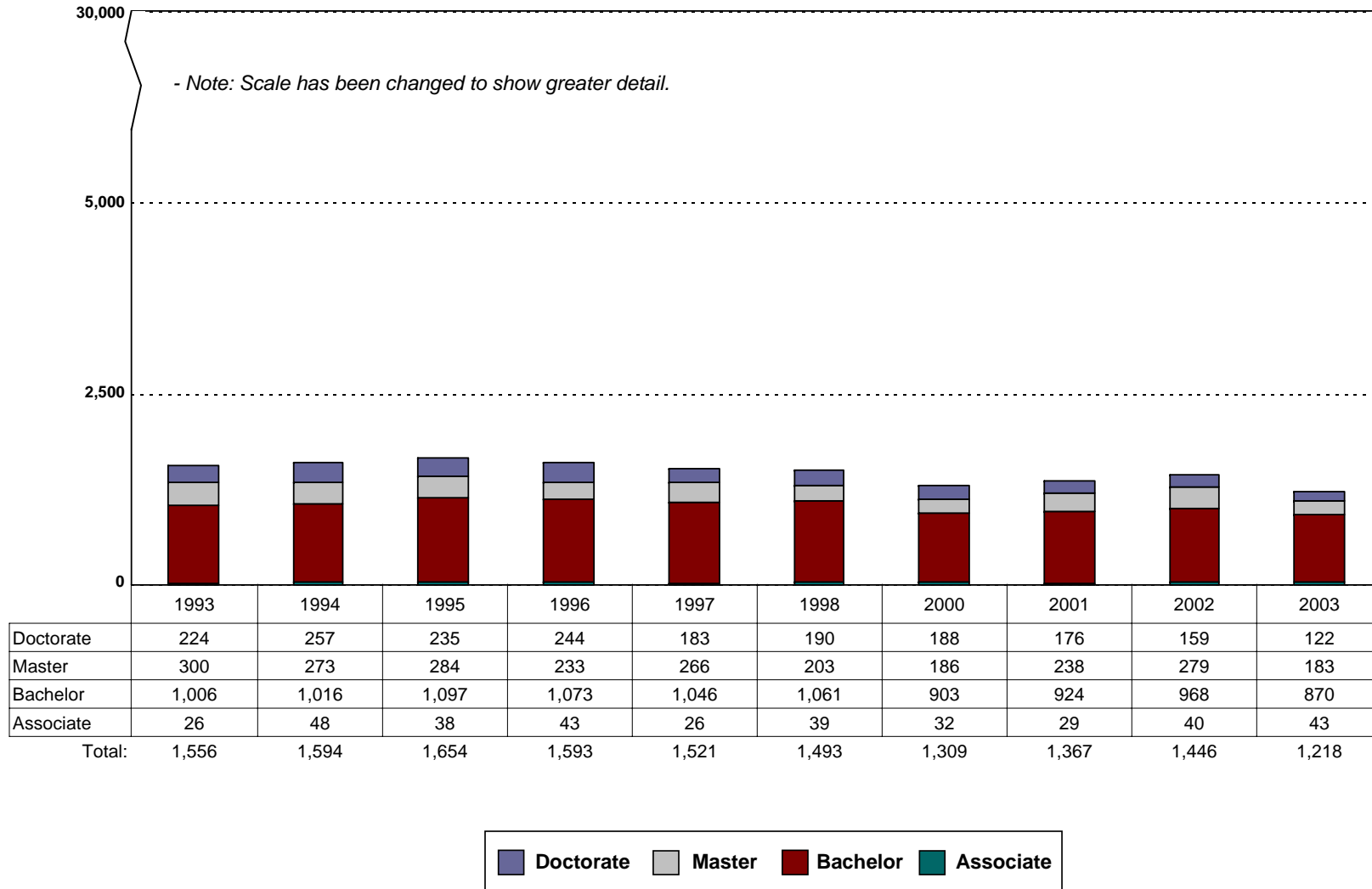
	1993	1994	1995	1996	1997	1998	2000	2001	2002	2003
Doctorate	33	41	64	45	45	57	36	47	98	47
Master	599	578	567	518	594	551	632	754	824	925
Bachelor	1,129	1,078	1,084	999	1,061	1,153	1,530	1,892	2,139	2,202
Associate	734	858	878	730	753	860	1,222	1,416	1,563	1,450
Total:	2,495	2,555	2,593	2,292	2,453	2,621	3,420	4,109	4,624	4,624



- 113 Institutions Represented.

Source: Integrated Postsecondary Education Data System.

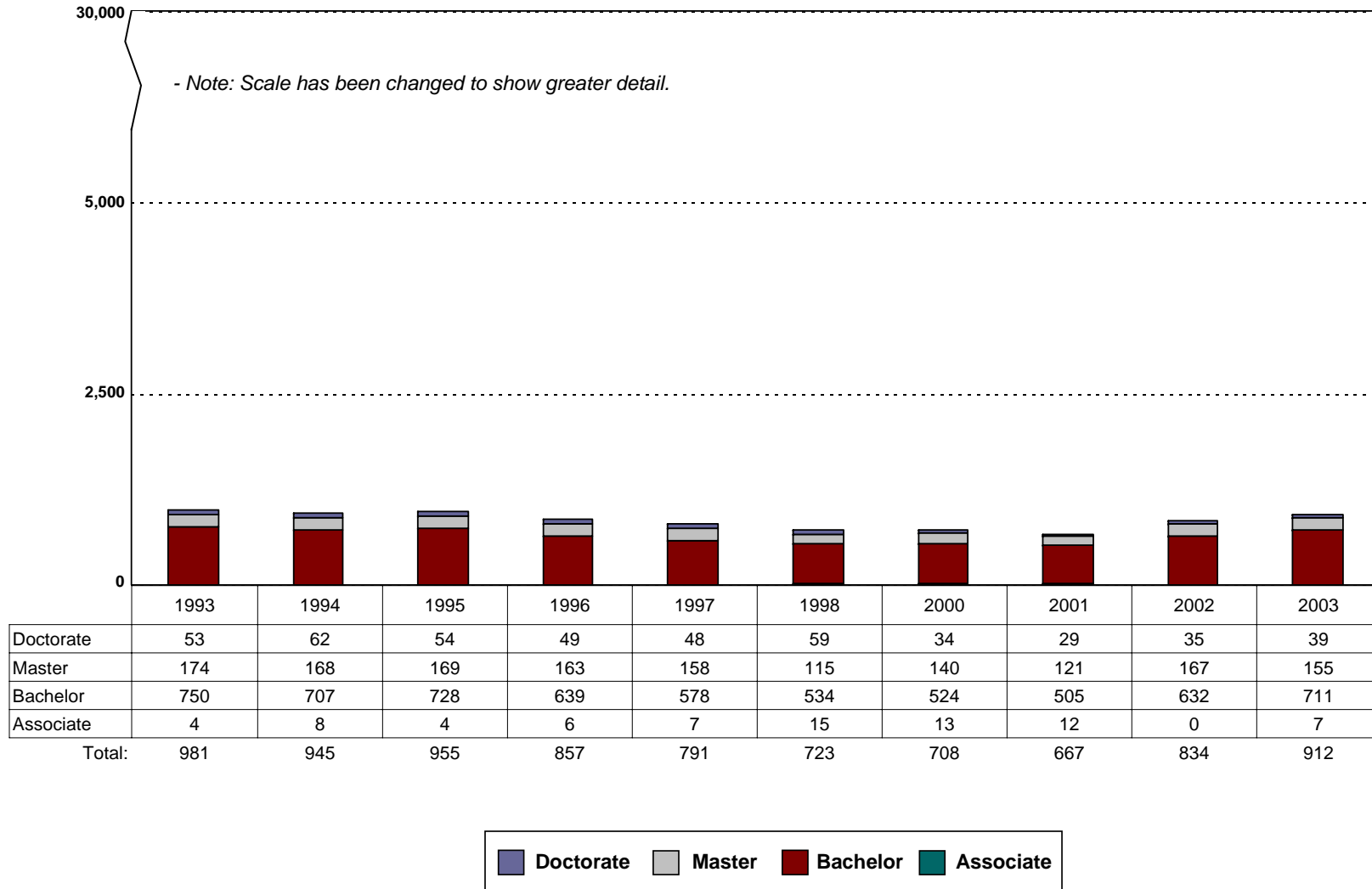
Total Physical and Geosciences Degrees Awarded - All Institutions



- 113 Institutions Represented.

Source: Integrated Postsecondary Education Data System.

Total Math and Statistics Degrees Awarded - All Institutions



- 113 Institutions Represented.

Source: Integrated Postsecondary Education Data System.

Tab 5: Appendix

Institutions Included

Adirondack Community College	Erie Community College	Monroe Community College
Alfred University	Finger Lakes Community College	Nazareth College
Bard College	Fordham University	New York Medical College
Briarcliffe College	Fulton-Montgomery Community College	Niagara County Community College
Broome Community College	Genesee Community College	Niagara University
Bryant & Stratton Business Inst (Albany, NY)	Hamilton College	North Country Community College
Bryant & Stratton Business Inst (Buffalo, NY)	Herkimer County Community College	Nyack College
Bryant & Stratton Business Inst (Rochester, NY)	Hilbert College	Olean Business Institute
Bryant & Stratton Business Inst (Syracuse, NY)	Hobart William Smith Colleges	Onondaga Community College
Canisius College	Houghton College	Orange County Community College
Cayuga County Community College	Hudson Valley Community College	Paul Smith's College of Arts and Sciences
Cazenovia College	Iona College	Polytechnic University
Clarkson University	Ithaca College	Rensselaer Polytechnic Institute
Clinton Community College	Jamestown Business College	Roberts Wesleyan College
Colgate University	Jamestown Community College	Rochester Business Institute
College of New Rochelle	Jefferson Community College	Rochester Institute of Technology
College of St Rose	Keuka College	Rockland Community College
Columbia-Greene Community College	Le Moyne College	Sarah Lawrence College
Concordia College	Lynn University	Schenectady County Community College
Cornell University	Manhattanville College	Siena College
Corning Community College	Maria College of Albany	Skidmore College
D'Youville College	Marist College	St Bonaventure University
Daemen College	Medaille College	St John Fisher College
Dominican College of Blauvelt	Mercy College	St Lawrence University
Dutchess Community College	Mohawk Valley Community College	Sullivan County Community College
Elmira College	Monroe College	SUNY at Albany

Institutions Included (cont.)

SUNY at Binghamton	University of New York at New Paltz
SUNY at Buffalo	University of Rochester
SUNY College at Brockport	Utica College of Syracuse University
SUNY College at Buffalo	Utica School of Commerce
SUNY College at Cortland	Vassar College
SUNY College at Fredonia	Villa Maria College Buffalo
SUNY College at Geneseo	Wells College
SUNY College at Oneonta	Westchester Business Institute
SUNY College at Oswego	Westchester Community College
SUNY College at Plattsburgh	
SUNY College at Potsdam	
SUNY College of Agric & Tech at Cobleskill	
SUNY College of Agriculture & Tech Morrisville	
SUNY College of Environmental Sci & Forestry	
SUNY College of Technology at Alfred	
SUNY College of Technology at Canton	
SUNY College of Technology at Delhi	
SUNY Empire State College	
SUNY Institute of Technology at Utica/Rome	
SUNY Purchase College	
Syracuse University	
Thomas Aquinas College	
Tompkins-Cortland Community College	
Trocaire College	
Ulster County Community College	
Union College	

Institutions Included - 2 Year

Adirondack Community College	Maria College of Albany
Broome Community College	Mohawk Valley Community College
Bryant & Stratton Business Inst (Albany, NY)	Monroe Community College
Bryant & Stratton Business Inst (Buffalo, NY)	Niagara County Community College
Bryant & Stratton Business Inst (Rochester, NY)	North Country Community College
Bryant & Stratton Business Inst (Syracuse, NY)	Olean Business Institute
Cayuga County Community College	Onondaga Community College
Clinton Community College	Orange County Community College
Columbia-Greene Community College	Rochester Business Institute
Corning Community College	Rockland Community College
Dutchess Community College	Schenectady County Community College
Erie Community College	Sullivan County Community College
Finger Lakes Community College	Tompkins-Cortland Community College
Fulton-Montgomery Community College	Trocaire College
Genesee Community College	Ulster County Community College
Herkimer County Community College	Utica School of Commerce
Hudson Valley Community College	Villa Maria College Buffalo
Jamestown Business College	Westchester Business Institute
Jamestown Community College	Westchester Community College
Jefferson Community College	

Institutions Included - 4 Year

Alfred University	Manhattanville College	SUNY College at Cortland
Bard College	Marist College	SUNY College at Fredonia
Briarcliffe College	Medaille College	SUNY College at Geneseo
Canisius College	Mercy College	SUNY College at Oneonta
Cazenovia College	Monroe College	SUNY College at Oswego
Clarkson University	Nazareth College	SUNY College at Plattsburgh
Colgate University	New York Medical College	SUNY College at Potsdam
College of New Rochelle	Niagara University	SUNY College of Agric & Tech at Cobleskill
College of St Rose	Nyack College	SUNY College of Agriculture & Tech Morrisville
Concordia College	Paul Smith's College of Arts and Sciences	SUNY College of Environmental Sci & Forestry
Cornell University	Polytechnic University	SUNY College of Technology at Alfred
Daemen College	Rensselaer Polytechnic Institute	SUNY College of Technology at Canton
Dominican College of Blauvelt	Roberts Wesleyan College	SUNY College of Technology at Delhi
D'Youville College	Rochester Institute of Technology	SUNY Empire State College
Elmira College	Sarah Lawrence College	SUNY Institute of Technology at Utica/Rome
Fordham University	Siena College	SUNY Purchase College
Hamilton College	Skidmore College	Syracuse University
Hilbert College	St Bonaventure University	Thomas Aquinas College
Hobart William Smith Colleges	St John Fisher College	Union College
Houghton College	St Lawrence University	University of New York at New Paltz
Iona College	SUNY at Albany	University of Rochester
Ithaca College	SUNY at Binghamton	Utica College of Syracuse University
Keuka College	SUNY at Buffalo	Vassar College
Le Moyne College	SUNY College at Brockport	Wells College
Lynn University	SUNY College at Buffalo	

Institutions Included - Capital and Central New York Regions

Capital Region

Adirondack Community College	Rensselaer Polytechnic Institute
Bryant & Stratton Business Inst (Albany, NY)	Schenectady County Community College
College of St Rose	Siena College
Columbia-Greene Community College	Skidmore College
Hudson Valley Community College	SUNY at Albany
Ithaca College	SUNY Empire State College
Maria College of Albany	Union College

Central

Bryant & Stratton Business Inst (Syracuse, NY)	SUNY College at Cortland
Cayuga County Community College	SUNY College at Oswego
Cazenovia College	SUNY College of Agriculture & Tech Morrisville
Colgate University	SUNY College of Environmental Sci & Forestry
Le Moyne College	Syracuse University
Onondaga Community College	Wells College

Institutions Included - Finger Lakes and Mid Hudson Regions

Finger Lakes

Bryant & Stratton Business Inst (Rochester, NY)	Roberts Wesleyan College
Finger Lakes Community College	Rochester Business Institute
Genesee Community College	Rochester Institute of Technology
Hobart William Smith Colleges	St John Fisher College
Keuka College	SUNY College at Brockport
Monroe Community College	SUNY College at Geneseo
Nazareth College	University of Rochester

Mid Hudson

Bard College	Nyack College
Briarcliffe College	Orange County Community College
College of New Rochelle	Polytechnic University
Concordia College	Rockland Community College
Dominican College of Blauvelt	Sarah Lawrence College
Dutchess Community College	Sullivan County Community College
Fordham University	SUNY Purchase College
Iona College	Thomas Aquinas College
Manhattanville College	Ulster County Community College
Marist College	University of New York at New Paltz
Mercy College	Vassar College
Monroe College	Westchester Business Institute
New York Medical College	Westchester Community College

Institutions Included - North Country and Mohawk Valley Regions

Mohawk Valley

Fulton-Montgomery Community College	SUNY College of Agric & Tech at Cobleskill
Hamilton College	SUNY Institute of Technology at Utica/Rome
Herkimer County Community College	Utica College of Syracuse University
Lynn University	Utica School of Commerce
Mohawk Valley Community College	

North Country

Clarkson University	St Lawrence University
Clinton Community College	SUNY College at Plattsburgh
Jefferson Community College	SUNY College at Potsdam
North Country Community College	SUNY College of Technology at Canton
Paul Smith's College of Arts and Sciences	

Institutions Included - Southern Tier and Western New York Regions

Southern Tier

Broome Community College	SUNY at Binghamton
Cornell University	SUNY College at Oneonta
Corning Community College	SUNY College of Technology at Delhi
Elmira College	Tompkins-Cortland Community College

Western New York

Alfred University	Niagara County Community College
Bryant & Stratton Business Inst (Buffalo, NY)	Niagara University
Canisius College	Olean Business Institute
Daemen College	St Bonaventure University
D'Youville College	SUNY at Buffalo
Erie Community College	SUNY College at Buffalo
Hilbert College	SUNY College at Fredonia
Houghton College	SUNY College of Technology at Alfred
Jamestown Business College	Trocaire College
Jamestown Community College	Villa Maria College Buffalo
Medaille College	